

REVIEW OF MERCHANDISE TRADE

2022 - Quarter 3

Table 1: Merchandise Trade in \$TT MN

Trade	July	August	September
Import	3434	3987	3456
Exports	4438	6452	5653
Value of Foreign Exports	857	653	679
Balance of Trade	1862	3118	2876

From the table above, Imports of merchandise trade into the Republic of Trinidad and Tobago (ROTT) increased by 16.1% from July - August, and decreased by 13.32% from August - September. Exports increased by 45.38% from July - August, and decreased by 12.38% from August - September. Foreign exports decreased by 23.8% from July - August, and increased by 3.98% from August - September. Balance of trade was mostly favorable, since it increased by 67.45% (July - August), and decreased by 7.76% (August - September).

Table 2: % Contribution of Major Sections to Total Trade

	Imports for July	Exports for July	Imports for August	Exports for August	Imports for September	Exports for September
Machinery and transport equipment (Section 7)	23.65%	27.78%	36.12%	5.62%	23.98%	24.4%
Manufactured goods classified chiefly by material (Section 6)	20.52%	15.08%	14.59%	12.11%	23.35%	7.4%
Food and live Animals (Section 0)	16.04%	2.63%	17.9%	1.98%	17.43%	1.86%
Crude materials, inedible, except fuels (Section 2)	13.98%	0.37%	8.07%	0.45%	9.3%	0.2%
Chemicals and related products, n.e.s. (Section 5)	12.71%	26.95%	11.7%	23.46%	13.08%	40.25%

The three (3) largest sections to contribute to total imports from July - September:

- Machinery and transport equipment (Section 7) - 23.65%, 36.12% and 23.98% respectively;
- Manufactured goods classified chiefly by material (Section 6) - 20.52%, 14.59% and 23.35% respectively;
- Food and live Animals (Section 0) - 16.04%, 17.9% and 17.43% respectively.

The three (3) largest sections to contribute to total exports from July - September:

- Machinery and transport equipment (Section 7) - 27.78%, 5.62% and 24.4% respectively;
- Chemicals and related products, n.e.s. (Section 5) - 26.95%, 23.46% and 40.25% respectively;
- Mineral fuels, lubricants and related materials (Section 3) - 24.17%, 53.82% and 22.63% respectively.

VALUE OF IMPORTS OF FOOD AND BEVERAGES JULY - SEPTEMBER

Food and Beverages increased by \$176.55 TT Mn (30.16%) from July - August, and decreased by \$117.27 TT Mn (15.39%) from August - September. The largest contributors to these changes were:

Table 3: Contribution to Change in \$TT MN

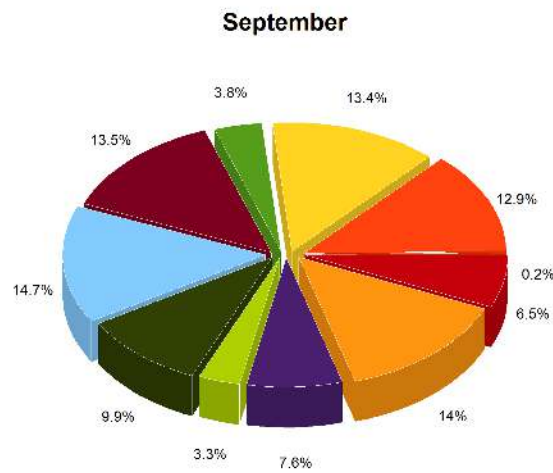
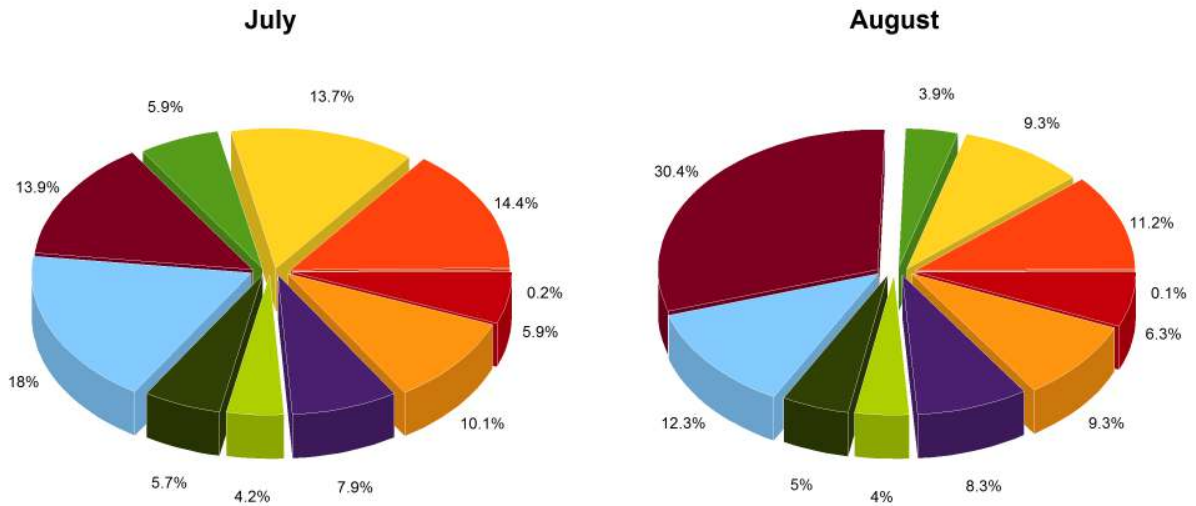
Top Divisions for July - August	Contribution to change in \$TT Mn	Top Divisions for August - September	Contribution to change in \$TT Mn
Cereals and cereal preparations	\$149.96	Cereals and cereal preparations	\$144.09
Feeding stuff for animals (not including unmilled cereals)	\$16.91	Feeding stuff for animals (not including unmilled cereals)	\$13.85
Beverages	\$13.23	Coffee, tea, cocoa, spices, and manufactures thereof	\$9.14

The three (3) largest Divisions that contributed heavily to total imports of Food and Beverages were:

Table 4: Contribution to Change in \$TT MN

Top Divisions	% Contribution to Food and Beverage Imports for July	% Contribution to Food and Beverage Imports for August	% Contribution to Food and Beverage Imports for September
Vegetables and fruit	18.01%	12.31%	14.73%
Meat and meat preparations	14.38%	11.18%	12.87%
Cereals and cereal preparations	13.9%	30.36%	13.53%

Contribution of Food and Beverages Divisions to Total Imports of Food and Beverages for the Period July to September



- | | |
|--|--|
| ■ Live animals other than animals of division 03 | ■ Sugars, sugar preparations and honey |
| ■ Meat and meat preparations | ■ Coffee, tea, cocoa, spices, and manufactures thereof |
| ■ Dairy products and birds' eggs | ■ Feeding stuff for animals (not including unrolled cereals) |
| ■ Fish (not marine mammals, crustaceans, molluscs and aquatic invertebrates, and preparations thereof) | ■ Miscellaneous Food Preparations |
| ■ Cereals and cereal preparations | ■ Beverages |
| ■ Vegetables and fruit | |

VALUE OF EXPORTS FOR OIL, GAS & PETROCHEMICALS

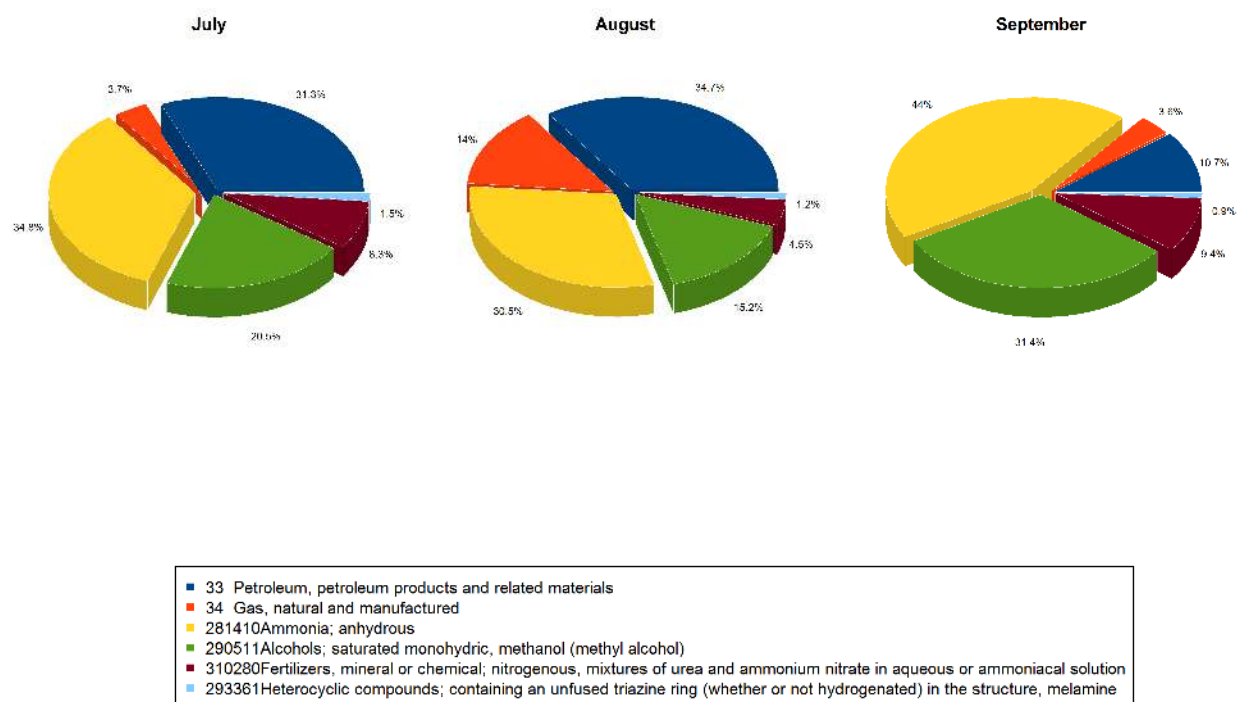
The ROTT key export of oil, gas and petro-chemicals aggregated to:

- \$3432.51 TT Mn for July
- \$5346.78 TT Mn for August
- \$4921.22 TT Mn for September

This amounted to an increase of \$1914.27 TT Mn (55.77%) from July to August, and a decrease of \$425.55 TT Mn (7.96%) from August to September.

The three (3) largest contributors to the changes during the July to August period were \$785.46 TT Mn from the sale of 33 Petroleum, petroleum products and related materials, \$618.02 TT Mn from the sale of 34 Gas, natural and manufactured and \$446.92 TT Mn from the sale of 33 Petroleum, petroleum products and related materials.

The three (3) largest contributors to the changes during the August to September period were \$1323.49 TT Mn from the sale of 33 Petroleum, petroleum products and related materials, \$563.87 TT Mn from the sale of 34 Gas, natural and manufactured and \$19.96 TT Mn from the sale of 33 Petroleum, petroleum products and related materials.



TRADE WITH CARICOM

IMPORTS

The ROTT imported from CARICOM \$68.11 TT Mn for the period July, \$83.76 TT Mn for the period August and \$64.22 TT Mn for September. This represents 1.98%, 2.44% and 1.87% of total imports respectively. Trinidad and Tobago's main CARICOM Trading partners were:

In July:

- GUYANA, \$20.03 TT Mn (29.41%);
- BARBADOS, \$16.82 TT Mn (24.7%); and
- JAMAICA, \$11.8 TT Mn (17.33%);

In August:

- GUYANA, \$20.03 TT Mn (29.41%);
- BARBADOS, \$16.82 TT Mn (24.7%); and
- BELIZE, \$9.24 TT Mn (13.57%);

In September:

- GUYANA, \$20.03 TT Mn (29.41%);
- BARBADOS, \$16.82 TT Mn (24.7%); and
- JAMAICA, \$11.8 TT Mn (17.33%);

EXPORTS

Trinidad and Tobago exported to CARICOM countries, for July, \$650.06 TT Mn, or 12.27% of July's total exports. For August it exported \$881.92 TT Mn, or 12.41% of August's total exports and \$829.04 TT Mn or 13.09% of total exports for September. Its main CARICOM Trading partners were:

In July:

- GUYANA, \$199.64 TT Mn (30.71%);
- BARBADOS, \$136.56 TT Mn (21.01%); and
- JAMAICA, \$108.15 TT Mn (16.64%);

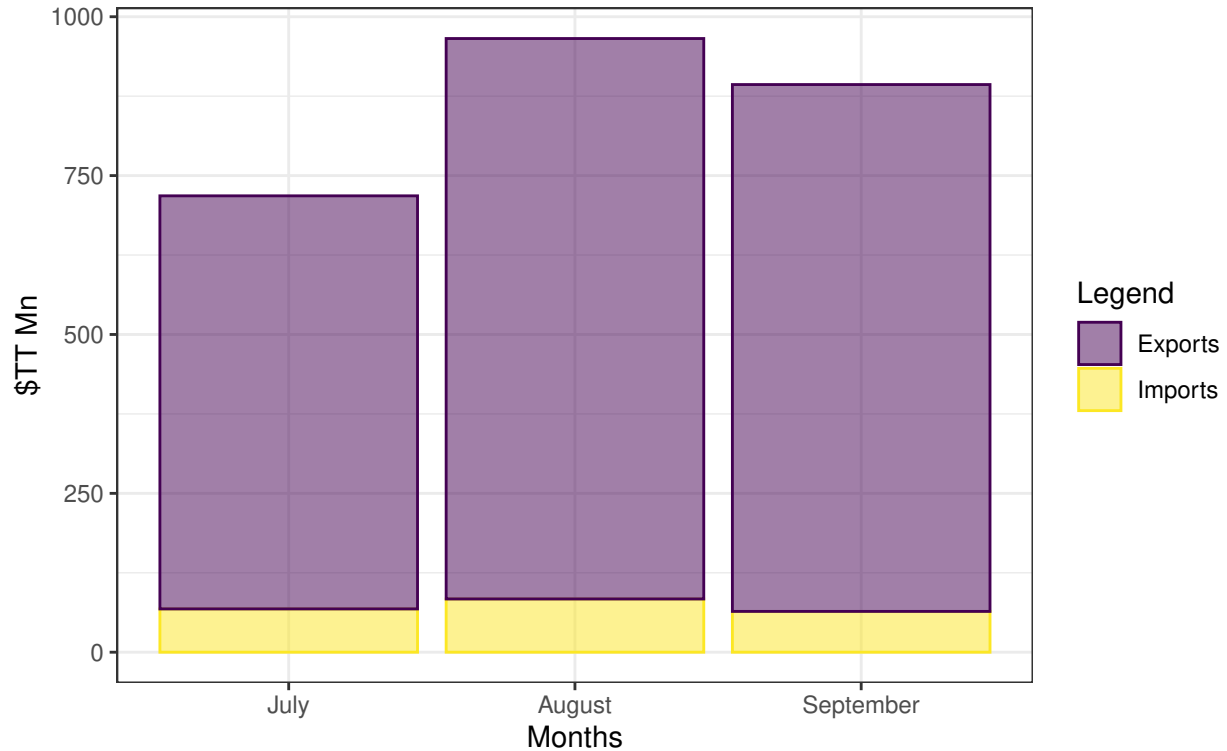
In August:

- GUYANA, \$199.64 TT Mn (30.71%);
- BARBADOS, \$136.56 TT Mn (21.01%); and
- JAMAICA, \$108.15 TT Mn (16.64%);

In September:

- BAHAMAS, \$1.06 TT Mn (0.16%);
- GUYANA, \$199.64 TT Mn (30.71%); and
- BARBADOS, \$136.56 TT Mn (21.01%);

Imports and Exports with Caricom Countries For the Period July to September



IMPORTS AND EXPORTS BY COUNTRY

The three main trading partners which the ROTT imported from:

In July:

- U. S. A., \$1026.45 TT Mn or 29.89% of total imports;
- CHINA, \$438.06 TT Mn or 12.76% of total imports; and
- CANADA, \$240.11 TT Mn or 6.99% of total imports.

In August:

- U. S. A., \$1026.45 TT Mn or 29.89% of total imports;
- CHINA, \$438.06 TT Mn or 12.76% of total imports; and
- BRAZIL, \$213.67 TT Mn or 6.22% of total imports.

In September:

- U. S. A., \$1026.45 TT Mn or 29.89% of total imports;
- CHINA, \$438.06 TT Mn or 12.76% of total imports; and
- JAPAN, \$93.84 TT Mn or 2.73% of total imports.

The three main trading partners which the ROTT exported from:

In July:

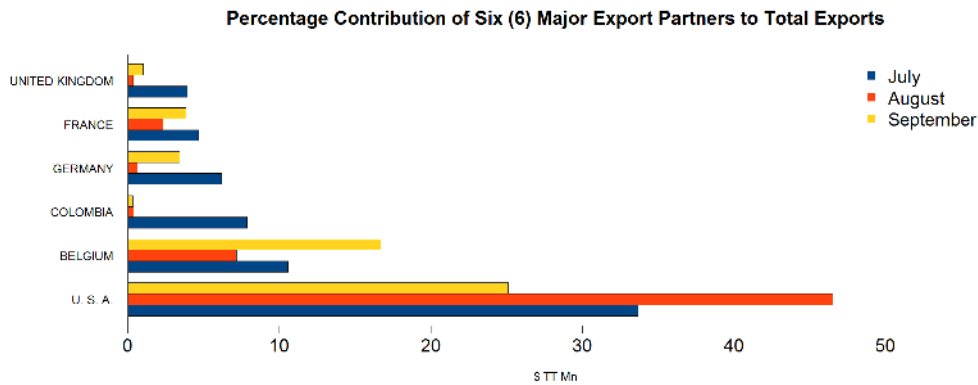
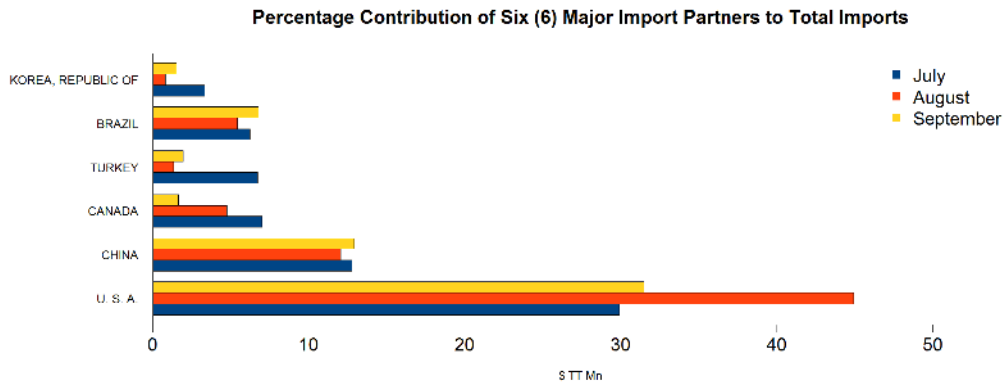
- U. S. A., \$1783.46 TT Mn or 33.68% of total imports;
- BELGIUM, \$560.05 TT Mn or 10.58% of total imports; and
- COLOMBIA, \$416.9 TT Mn or 7.87% of total imports.

In August:

- U. S. A., \$1783.46 TT Mn or 33.68% of total imports;
- BELGIUM, \$560.05 TT Mn or 10.58% of total imports; and
- SPAIN, \$90.62 TT Mn or 1.71% of total imports.

In September:

- U. S. A., \$1783.46 TT Mn or 33.68% of total imports;
- BELGIUM, \$560.05 TT Mn or 10.58% of total imports; and
- MOROCCO, \$72.76 TT Mn or 1.37% of total imports.



IMPORTS AND EXPORTS BY PRODUCT

The three main products which the ROTT imported:

In July:

- Iron ores and concentrates; agglomerated (excluding roasted iron pyrites), \$434.48 TT Mn or 13.43% of total imports;

- Steel, alloy; bars and rods, hot-rolled, hot-drawn or extruded, \$143.42 TT Mn or 4.43% of total imports; and
- Medicaments; consisting of mixed or unmixed products n.e.c. in heading no. 3004, for therapeutic or prophylactic uses, packaged for retail sale, \$75.85 TT Mn or 2.34% of total imports.

In August:

- Boring and sinking machinery; not self-propelled, \$0 TT Mn or 0% of total imports;
- Iron ores and concentrates; agglomerated (excluding roasted iron pyrites), \$434.48 TT Mn or 13.43% of total imports; and
- Floating or submersible drilling or production platforms, \$0 TT Mn or 0% of total imports.

In September:

- Iron ores and concentrates; agglomerated (excluding roasted iron pyrites), \$434.48 TT Mn or 13.43% of total imports;
- Medicaments; consisting of mixed or unmixed products n.e.c. in heading no. 3004, for therapeutic or prophylactic uses, packaged for retail sale, \$75.85 TT Mn or 2.34% of total imports; and
- Vehicles; spark-ignition internal combustion reciprocating piston engine, cylinder capacity exceeding 1000cc but not exceeding 1500cc, \$74.99 TT Mn or 2.32% of total imports.

The three main products which the ROTT exported to:

In July:

- Ammonia; anhydrous, \$1177.11 TT Mn or 22.3% of total imports;
- Oils; petroleum oils and oils obtained from bituminous minerals, crude, \$823.59 TT Mn or 15.6% of total imports; and
- Alcohols; saturated monohydric, methanol (methyl alcohol), \$693.85 TT Mn or 13.14% of total imports.

In August:

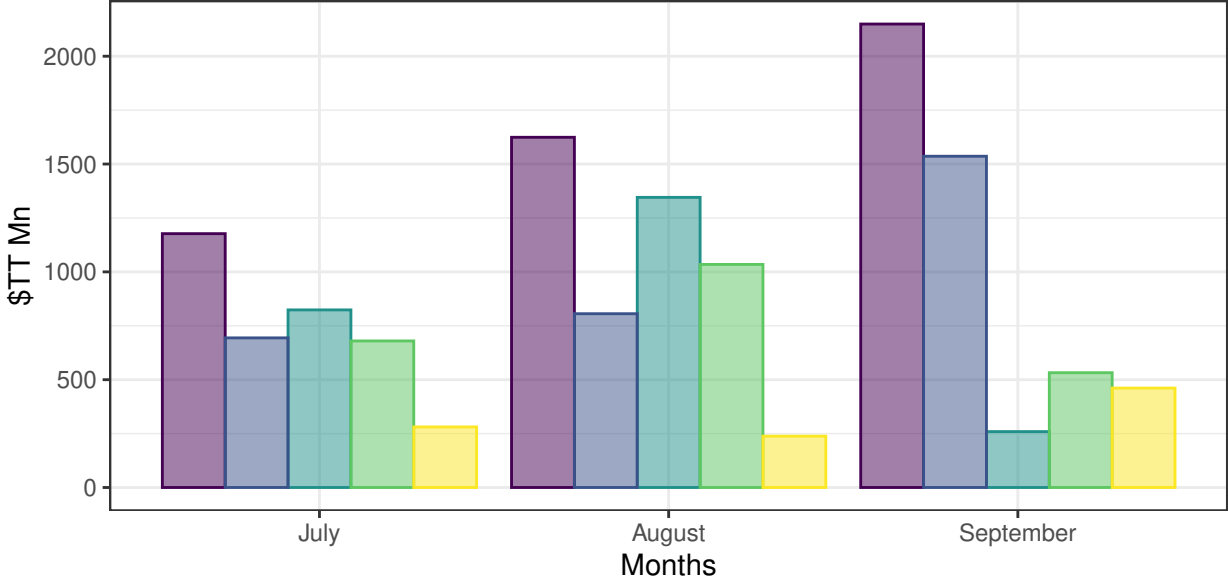
- Ammonia; anhydrous, \$1177.11 TT Mn or 22.3% of total imports;
- Oils; petroleum oils and oils obtained from bituminous minerals, crude, \$823.59 TT Mn or 15.6% of total imports; and
- Ferrous products; obtained by direct reduction of iron ore, in lumps, pellets or similar forms, \$679.66 TT Mn or 12.88% of total imports.

In September:

- Ammonia; anhydrous, \$1177.11 TT Mn or 22.3% of total imports;
- Alcohols; saturated monohydric, methanol (methyl alcohol), \$693.85 TT Mn or 13.14% of total imports; and
- Ferrous products; obtained by direct reduction of iron ore, in lumps, pellets or similar forms, \$679.66 TT Mn or 12.88% of total imports.

Top Exports by Product

For the Period July to September



- Products
- Iron ores and concentrates
 - Medicaments
 - Steel, alloy
 - Vehicles
 - Vessels

Table 5: Imports for the Period in \$TT MN

	July	August	September
Food and live Animals (Section 0)	550.6	713.9	602.5
Beverages and tobacco (Section 1)	36.9	54.9	46.6
Crude materials, inedible, except fuels (Section 2)	480.1	321.9	321.4
Mineral fuels, lubricants and related materials (Section 3)	63.0	26.6	19.9
Animal and vegetable oils, fats and waxes (Section 4)	61.5	59.5	51.2
Chemicals and related products, n.e.s. (Section 5)	436.4	466.5	452.0
Manufactured goods classified chiefly by material (Section 6)	704.7	581.9	806.9
Machinery and transport equipment (Section 7)	812.1	1440.1	828.9
Miscellaneous manufactured articles (Section 8)	287.0	318.7	322.3
Commodities and transactions not classified elsewhere (Section 9)	1.5	3.4	4.2
TOTAL	3433.8	3987.5	3456.1

Table 6: Domestic Exports for the Period in \$TT MN

	July	August	September
Food and live Animals (Section 0)	180.8	166.6	153.2
Beverages and tobacco (Section 1)	110.8	108.2	93.2
Crude materials, inedible, except fuels (Section 2)	25.5	31.4	5.9
Mineral fuels, lubricants and related materials (Section 3)	953.5	2096.3	446.1
Animal and vegetable oils, fats and waxes (Section 4)	2.7	3.1	2.5
Chemicals and related products, n.e.s. (Section 5)	2304.8	2810.1	4267.6
Manufactured goods classified chiefly by material (Section 6)	763.8	1135.2	609.2
Machinery and transport equipment (Section 7)	15.0	15.2	14.4
Miscellaneous manufactured articles (Section 8)	41.7	49.8	37.0
Commodities and transactions not classified elsewhere (Section 9)	39.7	36.3	24.2
TOTAL	4438.3	6452.1	5653.4

Table 7: Total Exports for the Period in \$TT MN

	July	August	September
Food and live Animals (Section 0)	95.5	87.8	80.0
Beverages and tobacco (Section 1)	55.8	54.4	46.9
Crude materials, inedible, except fuels (Section 2)	13.4	17.1	3.9
Mineral fuels, lubricants and related materials (Section 3)	591.9	1293.6	349.9
Animal and vegetable oils, fats and waxes (Section 4)	1.6	1.7	1.4
Chemicals and related products, n.e.s. (Section 5)	1160.8	1416.0	2150.8
Manufactured goods classified chiefly by material (Section 6)	437.4	589.2	318.3
Machinery and transport equipment (Section 7)	244.3	43.6	172.1
Miscellaneous manufactured articles (Section 8)	27.4	31.1	30.7
Commodities and transactions not classified elsewhere (Section 9)	19.9	18.2	12.2
TOTAL	2647.9	3552.7	3166.2

Table 8: Contribution of Food and Beverage for Imports

	July	August	September
Live animals other than animals of division 03	1.3	1	1.6
Meat and meat preparations	84.2	85	82.9
Dairy products and birds' eggs	80.0	71	86.5
Fish (not marine mammals), crustaceans, molluscs and aquatic invertebrates, and preparations thereof	34.7	29	24.6
Cereals and cereal preparations	81.4	231	87.2
Vegetables and fruit	105.5	94	95.0
Sugars, sugar preparations and honey	33.5	38	64.1
Coffee, tea, cocoa, spices, and manufactures thereof	24.8	31	21.4
Feeding stuff for animals (not including unmilled cereals)	46.0	63	49.0
Micellaneous Food Preparations	59.4	71	90.2
Beverages	34.8	48	42.1
TOTAL	585.4	762	644.6

Table 9: Contribution of Oil, Gas and Chemical Exports

	July	August	September
33 Petroleum, petroleum products and related materials	1060	1845	522
34 Gas, natural and manufactured	124	742	178
281410Ammonia; anhydrous	1177	1624	2149
290511Alcohols; saturated monohydric, methanol (methyl alcohol)	694	806	1536
310280Fertilizers, mineral or chemical; nitrogenous, mixtures of urea and ammonium nitrate in aqueous or ammoniacal solution	281	238	461
293361Heterocyclic compounds; containing an unfused triazine ring (whether or not hydrogenated) in the structure, melamine	49	62	42
310210Fertilizers, mineral or chemical; nitrogenous, urea, whether or not in aqueous solution	47	29	33
TOTAL	3433	5347	4921

Table 10: Import Value of Trade with Caricom Countries

COUNTRY	July	August	September
ANTIGUA AND BARBUDA	0	0	0
BARBADOS	17	19	16
BAHAMAS	0	0	0
BELIZE	9	13	9
DOMINICA	0	1	0
GRENADA	0	0	0
GUYANA	20	27	19
HAITI	0	0	0
JAMAICA	12	11	10
ST. KITTS AND NEVIS	1	0	2
ST. LUCIA	3	5	2
MONTSERRAT	0	0	0
SURINAME	5	6	4
ST. VINCENT AND THE GRENADINES	1	1	1
TOTAL	68	83	63

Table 11: Export Value of Trade with Caricom Countries

COUNTRY	July	August	September
ANTIGUA AND BARBUDA	16	17	11
BARBADOS	137	124	83
BAHAMAS	1	2	260
BELIZE	14	7	24
DOMINICA	19	24	12
GRENADA	44	70	32
GUYANA	200	335	205
HAITI	0	0	0
JAMAICA	108	102	81
ST. KITTS AND NEVIS	17	38	10
ST. LUCIA	34	57	33
MONTSERRAT	0	8	0
SURINAME	39	62	57
ST. VINCENT AND THE GRENADINES	22	36	21
TOTAL	651	882	829

Table 12: Import Value of Trade with Top 30 Countries During July

COUNTRY	VALUE
U. S. A.	1026
CHINA	438
CANADA	240
TURKEY	231
BRAZIL	214
KOREA, REPUBLIC OF	114
JAPAN	94
MEXICO	80
UNITED KINGDOM	80
GERMANY	75
INDIA	72
THAILAND	48
ITALY	46
NETHERLANDS	43
FRANCE	41
COLOMBIA	33
NEW ZEALAND	33
CHILE	29
MALAYSIA	27
IRELAND	26
DOMINICAN REP.	24
SPAIN	22
GUYANA	20
AUSTRALIA	20
BELGIUM	20
GUATEMALA	20
COSTA RICA	19
VIET NAM	18
BARBADOS	17
TAIWAN	17
TOTAL	3187

Table 13: Export Value of Trade with Top 30 Countries During July

COUNTRY	VALUE
U. S. A.	1783
BELGIUM	560
COLOMBIA	417
GERMANY	328
FRANCE	248
UNITED KINGDOM	209
GUYANA	200
BARBADOS	137
CHINA	135
TAIWAN	118
PUERTO RICO	108
JAMAICA	108
BRAZIL	103
KOREA, REPUBLIC OF	100
SPAIN	91
MOROCCO	73
STORES AND BUNKERS	60
DOMINICAN REP.	56
FINLAND	52
GRENADA	44
SURINAME	39
ST. LUCIA	34
NETHERLANDS	32
JAPAN	31
HONG KONG	30
PANAMA	22
ST. VINCENT AND THE GRENADINES	22
DOMINICA	19
ST. KITTS AND NEVIS	17
SENEGAL	16
ANTIGUA AND BARBUDA	16
TOTAL	5208

Table 14: Import Value of Trade with Top 30 Countries During August

COUNTRY	VALUE
U. S. A.	1790
CHINA	480
BRAZIL	217
CANADA	189
INDIA	98
MEXICO	97
JAPAN	83
GERMANY	66
UNITED KINGDOM	64
THAILAND	62
TURKEY	53
NETHERLANDS	47
COSTA RICA	37
DOMINICAN REP.	37
COLOMBIA	35
ITALY	35
KOREA, REPUBLIC OF	33
BELGIUM	29
FRANCE	28
GUYANA	27
TAIWAN	27
MALAYSIA	26
ARGENTINA	25
SPAIN	25
NEW ZEALAND	22
CHILE	21
IRELAND	19
BARBADOS	19
URUGUAY	19
PANAMA	16
TOTAL	3726

Table 15: Export Value of Trade with Top 30 Countries During August

COUNTRY	VALUE
U. S. A.	3306
BELGIUM	510
SPAIN	450
PANAMA	391
GUYANA	335
KOREA, REPUBLIC OF	248
MOROCCO	167
FRANCE	165
CHILE	161
PUERTO RICO	144
BARBADOS	124
BRAZIL	119
MEXICO	118
JAMAICA	102
CHINA	96
STORES AND BUNKERS	82
GRENADA	70
SURINAME	62
ST. LUCIA	57
GERMANY	46
CANADA	42
ST. KITTS AND NEVIS	38
ST. VINCENT AND THE GRENADINES	36
COLOMBIA	29
NETHERLANDS	29
UNITED KINGDOM	26
DOMINICA	24
DOMINICAN REP.	21
ANTIGUA AND BARBUDA	17
MARTINIQUE	12
GUADELOUPE	9
TOTAL	7036

Table 16: Import Value of Trade with Top 30 Countries During September

COUNTRY	VALUE
U. S. A.	1088
CHINA	446
JAPAN	266
BRAZIL	235
MEXICO	115
GERMANY	94
INDIA	83
UNITED KINGDOM	76
TURKEY	68
CANADA	57
THAILAND	56
NETHERLANDS	54
COSTA RICA	54
KOREA, REPUBLIC OF	53
FRANCE	40
COLOMBIA	38
DOMINICAN REP.	37
NEW ZEALAND	34
ITALY	31
INDONESIA	30
TAIWAN	30
MALAYSIA	29
SPAIN	28
PERU	26
BELGIUM	23
MOROCCO	23
IRELAND	21
GUATEMALA	19
GUYANA	19
VIET NAM	18
TOTAL	3191

Table 17: Export Value of Trade with Top 30 Countries During September

COUNTRY	VALUE
U. S. A.	1590
BELGIUM	1056
MOROCCO	591
NETHERLANDS	282
BAHAMAS	260
FRANCE	243
MEXICO	220
GERMANY	218
GUYANA	205
KOREA, REPUBLIC OF	172
CANADA	144
STORES AND BUNKERS	139
BRAZIL	133
SPAIN	132
CHINA	132
LITHUANIA	105
BARBADOS	83
JAMAICA	81
UNITED KINGDOM	65
SURINAME	57
PORTUGAL	37
SWEDEN	35
ST. LUCIA	33
FINLAND	33
GRENADA	32
BELIZE	24
PANAMA	23
PUERTO RICO	22
ST. VINCENT AND THE GRENADINES	21
COLOMBIA	21
DOMINICAN REP.	19
TOTAL	6208

Table 18: Import Value of Top 30 Products during July

DESCRIPTION	VALUES
Iron ores and concentrates; agglomerated (excluding roasted iron pyrites)	434
Steel, alloy; bars and rods, hot-rolled, hot-drawn or extruded	143
Medicaments; consisting of mixed or unmixed products n.e.c. in heading no. 3004, for therapeutic or prophylactic uses, packaged for retail sale	76
Vehicles; spark-ignition internal combustion reciprocating piston engine, cylinder capacity exceeding 1000cc but not exceeding 1500cc	75
Vessels; n.e.c. in heading no. 8901, for the transport of goods and other vessels for the transport of both persons and goods	68
Petroleum oils and oils from bituminous minerals, not containing biodiesel, not crude, not waste oils; preparations n.e.c, containing by weight 70% or more of petroleum oils or oils from bituminous minerals; not light oils and preparations	55
Vehicles; compression-ignition internal combustion piston engine (diesel or semi-diesel), for transport of goods, (of a gvw not exceeding 5 tonnes), n.e.c. in item no 8704.1	38
Vehicles; spark-ignition internal combustion reciprocating piston engine, cylinder capacity exceeding 1500cc but not exceeding 3000cc	38
Ceramic flags and pavings; glazed	33
Food preparations; n.e.c. in item no. 2106.10	31
Vegetable oils; soya-bean oil and its fractions, other than crude, whether or not refined, but not chemically modified	31
Iron or steel (excluding cast iron or stainless steel); seamless, casing and tubing, of a kind used in drilling for oil or gas	27
Dog or cat food; (not put up for retail sale), used in animal feeding	26
Boring or sinking machinery; parts of the machinery of item no. 8430.41 or 8430.41	24
Dairy produce; cheese (not grated, powdered or processed), n.e.c. in heading no. 0406	22
Meat; of bovine animals, boneless cuts, frozen	21
Tissue, towel, napkin stock or similar; for household or sanitary use, cellulose, wadding webs of cellulose fibres, in rolls exceeding 36cm in width or rectangular sheets with one side more than 36cm in unfolded state	21
Rubber; vulcanised (other than hard rubber), gloves, mittens and mitts other than surgical gloves	19
Air conditioning machines; with motor driven fan and elements for temperature control, parts thereof	19
Sugars; sucrose, chemically pure, in solid form, not containing added flavouring or colouring matter	18
Steel, alloy; bars and rods n.e.c. in heading no. 7228	18
Washing and cleaning preparations; surface-active, whether or not containing soap (excluding those of heading no. 3401), put up for retail sale	17
Reagents; diagnostic or laboratory reagents on a backing and prepared diagnostic or laboratory reagents whether or not on a backing, other than those of heading no. 3002 or 3006; certified reference material	16
Taps, cocks, valves and similar appliances; for pipes, boiler shells, tanks, vats or the like, including thermostatically controlled valves	16
Vegetable preparations; potatoes, prepared or preserved otherwise than by vinegar or acetic acid, frozen	15
Meat and edible offal; of fowls of the species Gallus domesticus, cuts and offal, frozen	15
Dairy produce; milk and cream, concentrated, not containing added sugar or other sweetening matter, in powder, granules or other solid forms, of a fat content exceeding 1.5% (by weight)	15
Meat; of sheep (including lamb), cuts with bone in (excluding carcasses and half-carcasses), frozen	13
Plastics; other articles n.e.c. in chapter 39	13
Dog or cat food; put up for retail sale, used in animal feeding	12
Cereals; maize (corn), other than seed	12
Turbines; parts of gas turbines (excluding turbo-jets and turbo-propellers)	12
Wood, coniferous; sawn or chipped lengthwise, sliced or peeled, whether or not planed, sanded or end-jointed, of a thickness exceeding 6mm	12

DESCRIPTION	VALUES
Chemical products, preparations and residual products of the chemical or allied industries, n.e.c. or included in heading no. 3824	12
Cooking appliances and plate warmers; for gas fuel or for both gas and other fuels, of iron or steel	11
Machines and mechanical appliances; having individual functions, n.e.c. or included in this chapter	11
Plastics; plates, sheets, film, foil and strip, other than cellular	11
Vinyl chloride, other halogenated olefin polymers; poly(vinyl chloride), not mixed with any other substances, in primary forms	11
Textiles; made up articles (including dress patterns), n.e.c. in chapter 63, n.e.c. in heading no. 6307	11
Iron or steel; articles n.e.c.in heading 7326	11
Rubber; new pneumatic tyres, of a kind used on motor cars (including station wagons and racing cars)	10
TOTAL	1493

Table 19: Export Value of Top 30 Products during July

DESCRIPTION	VALUES
Ammonia; anhydrous	1177
Oils; petroleum oils and oils obtained from bituminous minerals, crude	824
Alcohols; saturated monohydric, methanol (methyl alcohol)	694
Ferrous products; obtained by direct reduction of iron ore, in lumps, pellets or similar forms	680
Fertilizers, mineral or chemical; nitrogenous, mixtures of urea and ammonium nitrate in aqueous or ammoniacal solution	281
Aircraft and spacecraft; under-carriages and parts thereof	203
Aeroplanes and other aircraft; of an unladen weight exceeding 15,000kg	203
Petroleum oils and oils from bituminous minerals, not containing biodiesel, not crude, not waste oils; preparations n.e.c, containing by weight 70% or more of petroleum oils or oils from bituminous minerals; not light oils and preparations	148
Petroleum oils and oils from bituminous minerals, not containing biodiesel, not crude, not waste oils; preparations n.e.c, containing by weight 70% or more of petroleum oils or oils from bituminous minerals; light oils and preparations	88
Petroleum gases and other gaseous hydrocarbons; liquefied, natural gas	69
Heterocyclic compounds; containing an unfused triazine ring (whether or not hydrogenated) in the structure, melamine	49
Waters; including mineral and aerated, containing added sugar or other sweetening matter or flavoured	49
Fertilizers, mineral or chemical; nitrogenous, urea, whether or not in aqueous solution	47
	36
Food preparations; cereal or cereal products (excluding maize), in grain form, pre-cooked or otherwise prepared	30
Petroleum gases and other gaseous hydrocarbons; liquefied, butanes	29
Metals; platinum, semi-manufactured	25
Metals; palladium, semi-manufactured	25
Sauces and preparations therefor; mixed condiments and mixed seasonings	24
Non-alcoholic beverages; n.e.c. in item no. 2202.10, not including fruit or vegetable juices of heading no. 2009	24
Metals; rhodium, semi-manufactured	23
Cigarettes; containing tobacco	23
Petroleum gases and other gaseous hydrocarbons; liquefied, propane	23
Turbines; parts of gas turbines (excluding turbo-jets and turbo-propellers)	20
Ferrous waste and scrap; of alloy steel (excluding stainless)	16
Boring or sinking machinery; parts of the machinery of item no. 8430.41 or 8430.41	15
Glass; carboys, bottles, flasks, jars, pots, phials and other containers of glass, (not ampoules), used for the conveyance or packing of goods	15
Paper articles; toilet paper	14
Chocolate and other food preparations containing cocoa; in blocks, slabs or bars, filled, weighing 2kg or less	13
Tissue, towel, napkin stock or similar; for household or sanitary use, cellulose, wadding webs of cellulose fibres, in rolls exceeding 36cm in width or rectangular sheets with one side more than 36cm in unfolded state	13
Food preparations; sweet biscuits, whether or not containing cocoa	13
Food preparations; bakers' wares n.e.c. in heading no. 1605, whether or not containing cocoa; communion wafers, empty cachets suitable for pharmaceutical use, sealing wafers, rice papers and similar products	13
Food preparations; obtained by the swelling or roasting of cereals or cereal products	11
Cement; portland, other than white, whether or not artificially coloured	10
Engines; hydraulic power engines and motors, linear acting (cylinders)	9

DESCRIPTION	VALUES
Steel, alloy; bars and rods, hot-rolled, hot-drawn or extruded	8
Plastics; carboys, bottles, flasks and similar articles, for the conveyance or packing of goods	8
Washing and cleaning preparations; surface-active, whether or not containing soap (excluding those of heading no. 3401), put up for retail sale	8
Insulated electric conductors; for a voltage not exceeding 1000 volts, not fitted with connectors	8
Sauces; tomato ketchup and other tomato sauces	7
Iron or steel; articles n.e.c.in heading 7326	7
TOTAL	4982

Table 20: Import Value of Top 30 Products during August

DESCRIPTION	VALUES
Boring and sinking machinery; not self-propelled	507
Iron ores and concentrates; agglomerated (excluding roasted iron pyrites)	267
Floating or submersible drilling or production platforms	131
Medicaments; consisting of mixed or unmixed products n.e.c. in heading no. 3004, for therapeutic or prophylactic uses, packaged for retail sale	86
Vehicles; spark-ignition internal combustion reciprocating piston engine, cylinder capacity exceeding 1000cc but not exceeding 1500cc	73
Vehicles; compression-ignition internal combustion piston engine (diesel or semi-diesel), for transport of goods, (of a gvwt not exceeding 5 tonnes), n.e.c. in item no 8704.1	43
Food preparations; n.e.c. in item no. 2106.10	42
Vegetable oils; soya-bean oil and its fractions, other than crude, whether or not refined, but not chemically modified	39
Cereals; maize (corn), other than seed	33
Oil-cake and other solid residues; whether or not ground or in the form of pellets, resulting from the extraction of soya-bean oil	29
Iron or non-alloy steel; flat-rolled, width 600mm or more, painted, varnished or coated with plastics	24
Tissue, towel, napkin stock or similar; for household or sanitary use, cellulose, wadding webs of cellulose fibres, in rolls exceeding 36cm in width or rectangular sheets with one side more than 36cm in unfolded state	24
Vehicles; spark-ignition internal combustion reciprocating piston engine, cylinder capacity exceeding 1500cc but not exceeding 3000cc	24
Machines and mechanical appliances; having individual functions, n.e.c. or included in this chapter	24
Meat; of bovine animals, boneless cuts, frozen	23
Boring or sinking machinery; parts of the machinery of item no. 8430.41 or 8430.41	23
Dog or cat food; (not put up for retail sale), used in animal feeding	22
Cements, mortars or concretes; their prepared additives	19
Taps, cocks, valves and similar appliances; for pipes, boiler shells, tanks, vats or the like, including thermostatically controlled valves	19
Ceramic flags and pavings; glazed	19
Sugars; sucrose, chemically pure, in solid form, not containing added flavouring or colouring matter	18
Meat and edible offal; of fowls of the species Gallus domesticus, cuts and offal, frozen	17
Wood, coniferous; sawn or chipped lengthwise, sliced or peeled, whether or not planed, sanded or end-jointed, of a thickness exceeding 6mm	16
Ethylene polymers; in primary forms, polyethylene having a specific gravity of 0.94 or more	15
Air conditioning machines; with motor driven fan and elements for temperature control, parts thereof	15
Washing machines; household or laundry-type, of a dry linen capacity exceeding 10kg	15
Petroleum oils and oils from bituminous minerals, not containing biodiesel, not crude, not waste oils; preparations n.e.c, containing by weight 70% or more of petroleum oils or oils from bituminous minerals; not light oils and preparations	15
Reagents; diagnostic or laboratory reagents on a backing and prepared diagnostic or laboratory reagents whether or not on a backing, other than those of heading no. 3002 or 3006; certified reference material	14
Insulated electric conductors; for a voltage exceeding 1000 volts	14
Vegetable preparations; potatoes, prepared or preserved otherwise than by vinegar or acetic acid, frozen	14
Automatic data processing machines; portable, weighing not more than 10kg, consisting of at least a central processing unit, a keyboard and a display	14
Iron or non-alloy steel; flat-rolled, width 600mm or more, plated or coated with aluminium zinc-alloys	14
Mechanical shovels, excavators and shovel loaders; with a 360 degree revolving super structure	14
Dairy produce; cheese (not grated, powdered or processed), n.e.c. in heading no. 0406	14

DESCRIPTION	VALUES
Barium sulphate (barytes); natural	13
Vehicles; compression-ignition internal combustion piston engine (diesel or semi-diesel), for transport of goods, (of a g.v.w. exceeding 5 tonnes but not exceeding 20 tonnes), n.e.c. in item no 8704.1	13
Insulated electric conductors; for a voltage not exceeding 1000 volts, not fitted with connectors	13
Plastics; stoppers, lids, caps and other closures, for the conveyance or packing of goods	13
Copper; wire, of refined copper, of which the maximum cross-sectional dimension exceeds 6mm	13
Plastics; carboys, bottles, flasks and similar articles, for the conveyance or packing of goods	13
Rubber; new pneumatic tyres, of a kind used on motor cars (including station wagons and racing cars)	12
TOTAL	1770

Table 21: Export Value of Top 30 Products during August

DESCRIPTION	VALUES
Ammonia; anhydrous	1624
Oils; petroleum oils and oils obtained from bituminous minerals, crude	1345
Ferrous products; obtained by direct reduction of iron ore, in lumps, pellets or similar forms	1034
Alcohols; saturated monohydric, methanol (methyl alcohol)	806
Petroleum gases and other gaseous hydrocarbons; liquefied, natural gas	657
Petroleum oils and oils from bituminous minerals, not containing biodiesel, not crude, not waste oils; preparations n.e.c, containing by weight 70% or more of petroleum oils or oils from bituminous minerals; not light oils and preparations	293
Fertilizers, mineral or chemical; nitrogenous, mixtures of urea and ammonium nitrate in aqueous or ammoniacal solution	238
Petroleum oils and oils from bituminous minerals, not containing biodiesel, not crude, not waste oils; preparations n.e.c, containing by weight 70% or more of petroleum oils or oils from bituminous minerals; light oils and preparations	206
Heterocyclic compounds; containing an unfused triazine ring (whether or not hydrogenated) in the structure, melamine	62
Waters; including mineral and aerated, containing added sugar or other sweetening matter or flavoured	47
Petroleum gases and other gaseous hydrocarbons; liquefied, butanes	41
Petroleum gases and other gaseous hydrocarbons; liquefied, propane	39
Sauces and preparations therefor; mixed condiments and mixed seasonings	33
	33
Fertilizers, mineral or chemical; nitrogenous, urea, whether or not in aqueous solution	29
Non-alcoholic beverages; n.e.c. in item no. 2202.10, not including fruit or vegetable juices of heading no. 2009	23
Food preparations; cereal or cereal products (excluding maize), in grain form, pre-cooked or otherwise prepared	22
Ores and concentrates n.e.c. in chapter 26; other than antimony	20
Glass; carboys, bottles, flasks, jars, pots, phials and other containers of glass, (not ampoules), used for the conveyance or packing of goods	18
Iron or steel (excluding cast iron); tubes, pipes and hollow profiles (not seamless), n.e.c. in chapter 73	17
Turbines; parts of gas turbines (excluding turbo-jets and turbo-propellers)	16
Boring or sinking machinery; parts of the machinery of item no. 8430.41 or 8430.41	16
Cigarettes; containing tobacco	15
Tissue, towel, napkin stock or similar; for household or sanitary use, cellulose, wadding webs of cellulose fibres, in rolls exceeding 36cm in width or rectangular sheets with one side more than 36cm in unfolded state	14
Paper articles; toilet paper	14
Food preparations; sweet biscuits, whether or not containing cocoa	11
Food preparations; bakers' wares n.e.c. in heading no. 1605, whether or not containing cocoa; communion wafers, empty cachets suitable for pharmaceutical use, sealing wafers, rice papers and similar products	11
Food preparations; obtained by the swelling or roasting of cereals or cereal products	11
Turbines; gas-turbines (excluding turbo-jets and turbo-propellers), of a power not exceeding 5000kW	11
Chocolate and other food preparations containing cocoa; in blocks, slabs or bars, filled, weighing 2kg or less	10
Beer; made from malt	9
Chemical products, preparations and residual products of the chemical or allied industries, n.e.c. or included in heading no. 3824	9
Insulated electric conductors; for a voltage not exceeding 1000 volts, not fitted with connectors	8
Steel, alloy; bars and rods, hot-rolled, hot-drawn or extruded	7

DESCRIPTION	VALUES
Rum and other spirits obtained by distilling fermented sugar-cane products	7
Food preparations; n.e.c. in item no. 2106.10	7
Plastics; carboys, bottles, flasks and similar articles, for the conveyance or packing of goods	7
Cement; portland, other than white, whether or not artificially coloured	7
Paper pulp, paper, paperboard, cellulose wadding or webs of cellulose fibres; articles n.e.c. in heading no. 4823	6
Sauces; tomato ketchup and other tomato sauces	6
Printed matter; books, brochures, leaflets and similar printed matter n.e.c. in item no. 4901.10 or 4901.91	6
TOTAL	6795

Table 22: Import Value of Top 30 Products during September

DESCRIPTION	VALUES
Iron ores and concentrates; agglomerated (excluding roasted iron pyrites)	258
Medicaments; consisting of mixed or unmixed products n.e.c. in heading no. 3004, for therapeutic or prophylactic uses, packaged for retail sale	72
Vehicles; spark-ignition internal combustion reciprocating piston engine, cylinder capacity exceeding 1000cc but not exceeding 1500cc	64
Tissue, towel, napkin stock or similar; for household or sanitary use, cellulose, wadding webs of cellulose fibres, in rolls exceeding 36cm in width or rectangular sheets with one side more than 36cm in unfolded state	61
Food preparations; n.e.c. in item no. 2106.10	56
Vehicles; spark-ignition internal combustion reciprocating piston engine, cylinder capacity exceeding 1500cc but not exceeding 3000cc	46
Sugars; sucrose, chemically pure, in solid form, not containing added flavouring or colouring matter	36
Iron or non-alloy steel; flat-rolled, width 600mm or more, painted, varnished or coated with plastics	35
Dog or cat food; (not put up for retail sale), used in animal feeding	30
Steel, alloy; bars and rods n.e.c. in heading no. 7228	30
Boring or sinking machinery; parts of the machinery of item no. 8430.41 or 8430.41	28
Ceramic flags and pavings; glazed	26
Vegetable oils; soya-bean oil and its fractions, other than crude, whether or not refined, but not chemically modified	26
Vehicles; compression-ignition internal combustion piston engine (diesel or semi-diesel), for transport of goods, (of a gvw not exceeding 5 tonnes), n.e.c. in item no 8704.1	26
Barium sulphate (barytes); natural	23
Dairy produce; cheese (not grated, powdered or processed), n.e.c. in heading no. 0406	23
Meat; of bovine animals, boneless cuts, frozen	22
Taps, cocks, valves and similar appliances; for pipes, boiler shells, tanks, vats or the like, including thermostatically controlled valves	21
Machines and mechanical appliances; having individual functions, n.e.c. or included in this chapter	20
Air conditioning machines; with motor driven fan and elements for temperature control, parts thereof	19
Washing and cleaning preparations; surface-active, whether or not containing soap (excluding those of heading no. 3401), put up for retail sale	16
Plastics; other articles n.e.c. in chapter 39	15
Electric motors and generators; DC, of an output exceeding 375kW	15
Petroleum oils and oils from bituminous minerals, not containing biodiesel, not crude, not waste oils; preparations n.e.c, containing by weight 70% or more of petroleum oils or oils from bituminous minerals; not light oils and preparations	15
Meat and edible offal; of fowls of the species Gallus domesticus, cuts and offal, frozen	15
Dairy produce; milk and cream, concentrated, not containing added sugar or other sweetening matter, in powder, granules or other solid forms, of a fat content exceeding 1.5% (by weight)	14
Washing machines; household or laundry-type, of a dry linen capacity exceeding 10kg	14
Reagents; diagnostic or laboratory reagents on a backing and prepared diagnostic or laboratory reagents whether or not on a backing, other than those of heading no. 3002 or 3006; certified reference material	14
Wood, coniferous; sawn or chipped lengthwise, sliced or peeled, whether or not planed, sanded or end-jointed, of a thickness exceeding 6mm	14
Cereal groats and meal; of maize (corn)	14
Machinery, plant and laboratory equipment; parts of equipment for treating materials by a process involving a change of temperature	13
Sodium hydroxide (caustic soda); in aqueous solution (soda lye or liquid soda)	13
Plastics; carboys, bottles, flasks and similar articles, for the conveyance or packing of goods	13
Plastics; plates, sheets, film, foil and strip, other than cellular	13

DESCRIPTION	VALUES
Polyesters; n.e.c. in heading no. 3907, saturated, in primary forms	12
Vegetable preparations; potatoes, prepared or preserved otherwise than by vinegar or acetic acid, frozen	12
Cooking appliances and plate warmers; for gas fuel or for both gas and other fuels, of iron or steel	12
Cereals; maize (corn), other than seed	12
Refrigerators; for household use, compression-type, electric or other	11
Blood, human or animal, antisera, other blood fractions and immunological products; whether or not modified or obtained by means of biotechnological processes	11
Dog or cat food; put up for retail sale, used in animal feeding	11
TOTAL	1201

Table 23: Export Value of Top 30 Products during September

DESCRIPTION	VALUES
Ammonia; anhydrous	2149
Alcohols; saturated monohydric, methanol (methyl alcohol)	1536
Ferrous products; obtained by direct reduction of iron ore, in lumps, pellets or similar forms	532
Fertilizers, mineral or chemical; nitrogenous, mixtures of urea and ammonium nitrate in aqueous or ammoniacal solution	461
Oils; petroleum oils and oils obtained from bituminous minerals, crude	259
Petroleum oils and oils from bituminous minerals, not containing biodiesel, not crude, not waste oils; preparations n.e.c, containing by weight 70% or more of petroleum oils or oils from bituminous minerals; not light oils and preparations	208
Aeroplanes and other aircraft; of an unladen weight exceeding 15,000kg	203
Petroleum gases and other gaseous hydrocarbons; liquefied, natural gas	106
Petroleum oils and oils from bituminous minerals, not containing biodiesel, not crude, not waste oils; preparations n.e.c, containing by weight 70% or more of petroleum oils or oils from bituminous minerals; light oils and preparations	53
Waters; including mineral and aerated, containing added sugar or other sweetening matter or flavoured	46
Petroleum gases and other gaseous hydrocarbons; liquefied, propane	43
Heterocyclic compounds; containing an unfused triazine ring (whether or not hydrogenated) in the structure, melamine	42
Fertilizers, mineral or chemical; nitrogenous, urea, whether or not in aqueous solution	33
Turbines; parts of gas turbines (excluding turbo-jets and turbo-propellers)	30
Food preparations; cereal or cereal products (excluding maize), in grain form, pre-cooked or otherwise prepared	28
Petroleum gases and other gaseous hydrocarbons; liquefied, butanes	27
Machines and mechanical appliances; having individual functions, n.e.c. or included in this chapter	22
Boring or sinking machinery; parts of the machinery of item no. 8430.41 or 8430.41	22
Sauces and preparations therefor; mixed condiments and mixed seasonings	20
Chemical products, preparations and residual products of the chemical or allied industries, n.e.c. or included in heading no. 3824	18
Cigarettes; containing tobacco	18
Glass; carboys, bottles, flasks, jars, pots, phials and other containers of glass, (not ampoules), used for the conveyance or packing of goods	18
Instruments, apparatus for measuring, checking electrical quantities, not meters of heading no. 9028; parts and accessories, for measuring or detecting alpha, beta, gamma, x-ray, cosmic and other radiations	17
Non-alcoholic beverages; n.e.c. in item no. 2202.10, not including fruit or vegetable juices of heading no. 2009	15
Tissue, towel, napkin stock or similar; for household or sanitary use, cellulose, wadding webs of cellulose fibres, in rolls exceeding 36cm in width or rectangular sheets with one side more than 36cm in unfolded state	14
Paper articles; toilet paper	13
Turbines; gas-turbines (excluding turbo-jets and turbo-propellers), of a power exceeding 5000kW	11
Food preparations; obtained by the swelling or roasting of cereals or cereal products	10
Chocolate and other food preparations containing cocoa; in blocks, slabs or bars, filled, weighing 2kg or less	10
Food preparations; bakers' wares n.e.c. in heading no. 1605, whether or not containing cocoa; communion wafers, empty cachets suitable for pharmaceutical use, sealing wafers, rice papers and similar products	10
Food preparations; sweet biscuits, whether or not containing cocoa	9

DESCRIPTION	VALUES
Insulated electric conductors; for a voltage not exceeding 1000 volts, not fitted with connectors	9
Washing and cleaning preparations; surface-active, whether or not containing soap (excluding those of heading no. 3401), put up for retail sale	7
Machines and mechanical appliances; parts, of those having individual functions	7
Iron or steel (excluding cast iron or stainless steel); seamless, casing and tubing, of a kind used in drilling for oil or gas	7
Sugar confectionery; (excluding chewing gum, including white chocolate), not containing cocoa	6
Beer; made from malt	6
Iron or steel; structures and parts thereof, n.e.c. in heading 7308	6
Aircraft and spacecraft; parts of aeroplanes or helicopters n.e.c. in heading no. 8803	5
Paper pulp, paper, paperboard, cellulose wadding or webs of cellulose fibres; articles n.e.c. in heading no. 4823	5
TOTAL	6063