

# REVIEW OF MERCHANDISE TRADE

2022 - Quarter 2

Table 1: Merchandise Trade in \$TT MN

Trade	April	May	June
Import	4049	4313	3217
Exports	6520	6404	7147
Value of Foreign Exports	1265	2145	1656
Balance of Trade	3736	4235	5586

From the table above, Imports of merchandise trade into the Republic of Trinidad and Tobago (ROTT) increased by 6.52% from April - May, and decreased by 25.41% from May - June. Exports decreased by 1.78% from April - May, and increased by 11.6% from May - June. Foreign exports increased by 69.57% from April - May, and decreased by 22.8% from May - June. Balance of trade was mostly favorable, since it increased by 13.36% (April - May), and increased by 31.9% (May - June).

Table 2: % Contribution of Major Sections to Total Trade

	Imports for April	Exports for April	Imports for May	Exports for May	Imports for June	Exports for June
Machinery and transport equipment (Section 7)	41.37%	12.61%	43.13%	11.11%	25.68%	18%
Food and live Animals (Section 0)	14.09%	1.67%	14.35%	1.58%	20.77%	1.68%
Chemicals and related products, n.e.s. (Section 5)	12.13%	34.49%	11.75%	31.05%	15.24%	30.68%
Manufactured goods classified chiefly by material (Section 6)	12.09%	6.98%	11.76%	6.38%	16.37%	7.39%
Mineral fuels, lubricants and related materials (Section 3)	1.32%	41.96%	0.62%	47.58%	0.93%	39.78%

The three (3) largest sections to contribute to total imports from April - June:

- Machinery and transport equipment (Section 7) - 41.37%, 43.13% and 25.68% respectively;
- Food and live Animals (Section 0) - 14.09%, 14.35% and 20.77% respectively;
- Chemicals and related products, n.e.s. (Section 5) - 12.13%, 11.75% and 15.24% respectively.

The three (3) largest sections to contribute to total exports from April - June:

- Mineral fuels, lubricants and related materials (Section 3) - 41.96%, 47.58% and 39.78% respectively;
- Chemicals and related products, n.e.s. (Section 5) - 34.49%, 31.05% and 30.68% respectively;
- Machinery and transport equipment (Section 7) - 12.61%, 11.11% and 18% respectively.

## VALUE OF IMPORTS OF FOOD AND BEVERAGES APRIL - JUNE

Food and Beverages increased by \$46.25 TT Mn (7.58%) from April - May, and increased by \$47.03 TT Mn (7.17%) from May - June. The largest contributors to these changes were:

Table 3: Contribution to Change in \$TT MN

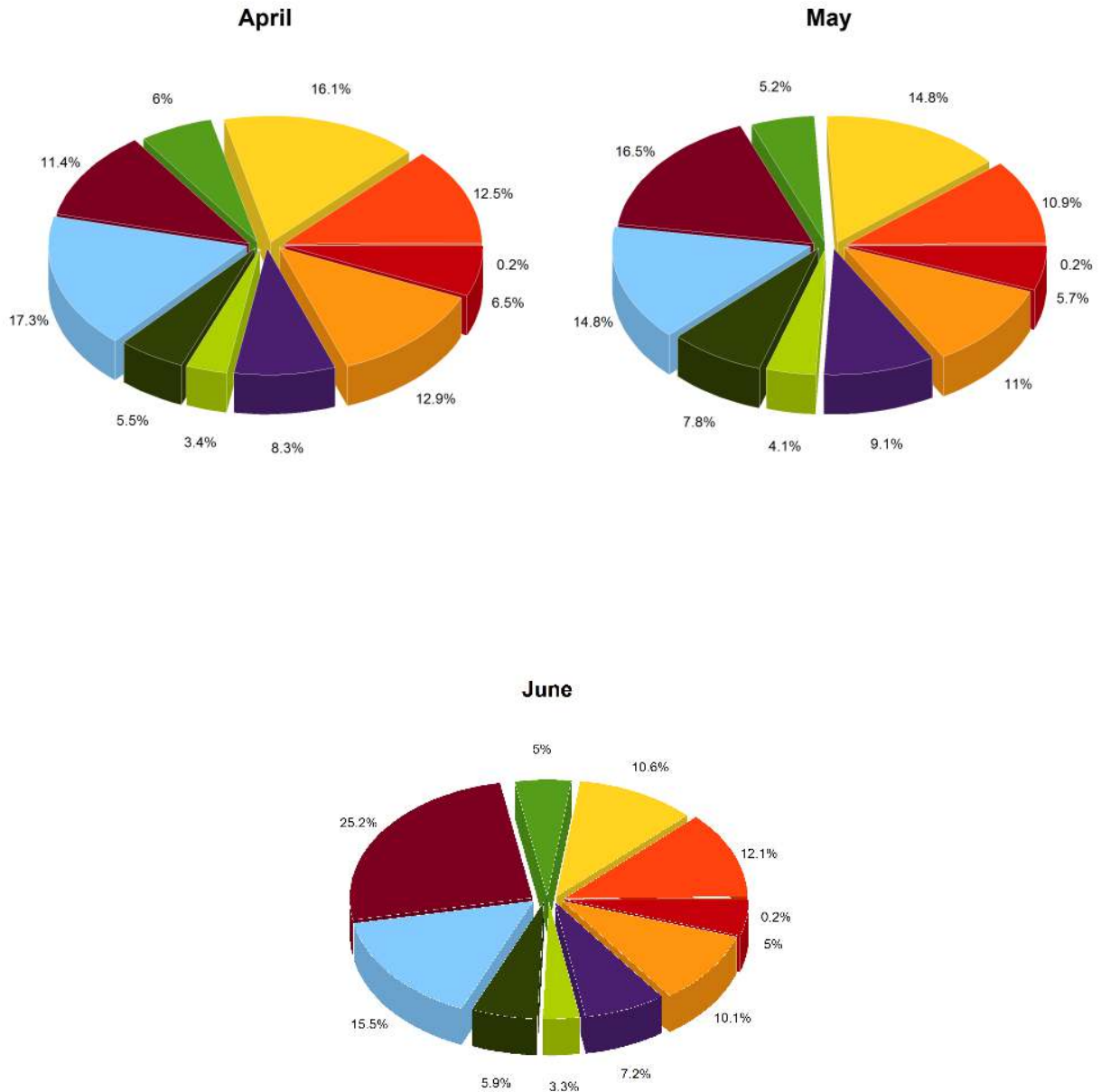
Top Divisions for April - May	Contribution to change in \$TT Mn	Top Divisions for May - June	Contribution to change in \$TT Mn
Cereals and cereal preparations	\$38.72	Cereals and cereal preparations	\$68.67
Sugars, sugar preparations and honey	\$17.45	Meat and meat preparations	\$13.23
Feeding stuff for animals (not including unmilled cereals)	\$9.32	Vegetables and fruit	\$11.88

The three (3) largest Divisions that contributed heavily to total imports of Food and Beverages were:

Table 4: Contribution to Change in \$TT MN

Top Divisions	% Contribution to Food and Beverage Imports for April	% Contribution to Food and Beverage Imports for May	% Contribution to Food and Beverage Imports for June
Vegetables and fruit	17.25%	14.83%	15.53%
Dairy products and birds' eggs	16.08%	14.79%	10.62%
Micellaneous Food Preparations	12.95%	10.98%	10.06%

## Contribution of Food and Beverages Divisions to Total Imports of Food and Beverages for the Period April to June



- Live animals other than animals of division 03
- Meat and meat preparations
- Dairy products and birds' eggs
- Fish (not marine mammals, crustaceans, molluscs and aquatic invertebrates, and preparations thereof)
- Cereals and cereal preparations
- Vegetables and fruit
- Sugars, sugar preparations and honey
- Coffee, tea, cocoa, spices, and manufactures thereof
- Feeding stuff for animals (not including unmilled cereals)
- Miscellaneous Food Preparations
- Beverages

## VALUE OF EXPORTS FOR OIL, GAS & PETROCHEMICALS

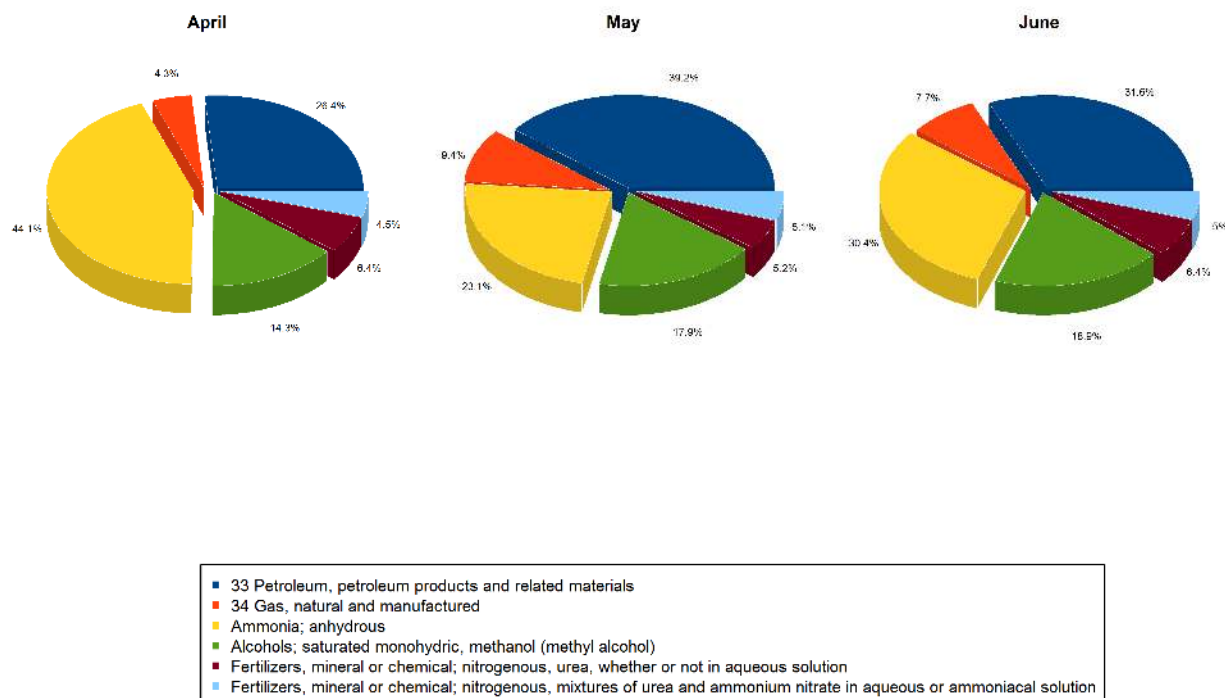
The ROTT key export of oil, gas and petro-chemicals aggregated to:

- \$6285.4 TT Mn for April
- \$6956.29 TT Mn for May
- \$6430.65 TT Mn for June

This amounted to an increase of \$670.9 TT Mn (10.67%) from April to May, and a decrease of \$525.64 TT Mn (7.56%) from May to June.

The three (3) largest contributors to the changes during the April to May period were \$1064.23 TT Mn from the sale of 33 Petroleum, petroleum products and related materials, \$381.24 TT Mn from the sale of 34 Gas, natural and manufactured and \$346.82 TT Mn from the sale of 33 Petroleum, petroleum products and related materials.

The three (3) largest contributors to the changes during the May to June period were \$699.83 TT Mn from the sale of 33 Petroleum, petroleum products and related materials, \$159.36 TT Mn from the sale of 34 Gas, natural and manufactured and \$37.39 TT Mn from the sale of 33 Petroleum, petroleum products and related materials.



# TRADE WITH CARICOM

## IMPORTS

The ROTT imported from CARICOM \$83.8 TT Mn for the period April, \$71.69 TT Mn for the period May and \$81.18 TT Mn for June. This represents 2.07%, 1.77% and 2.01% of total imports respectively. Trinidad and Tobago's main CARICOM Trading partners were:

In April:

- GUYANA, \$29.81 TT Mn (35.57%);
- BARBADOS, \$18.17 TT Mn (21.68%); and
- JAMAICA, \$12.7 TT Mn (15.16%);

In May:

- GUYANA, \$29.81 TT Mn (35.57%);
- BARBADOS, \$18.17 TT Mn (21.68%); and
- JAMAICA, \$12.7 TT Mn (15.16%);

In June:

- GUYANA, \$29.81 TT Mn (35.57%);
- BARBADOS, \$18.17 TT Mn (21.68%); and
- BELIZE, \$5.71 TT Mn (6.82%);

## EXPORTS

Trinidad and Tobago exported to CARICOM countries, for April, \$1156.2 TT Mn, or 14.85% of April's total exports. For May it exported \$1688.92 TT Mn, or 19.76% of May's total exports and \$1311.52 TT Mn or 14.9% of total exports for June. Its main CARICOM Trading partners were:

In April:

- GUYANA, \$544.42 TT Mn (47.09%);
- BARBADOS, \$141.47 TT Mn (12.24%); and
- JAMAICA, \$103.57 TT Mn (8.96%);

In May:

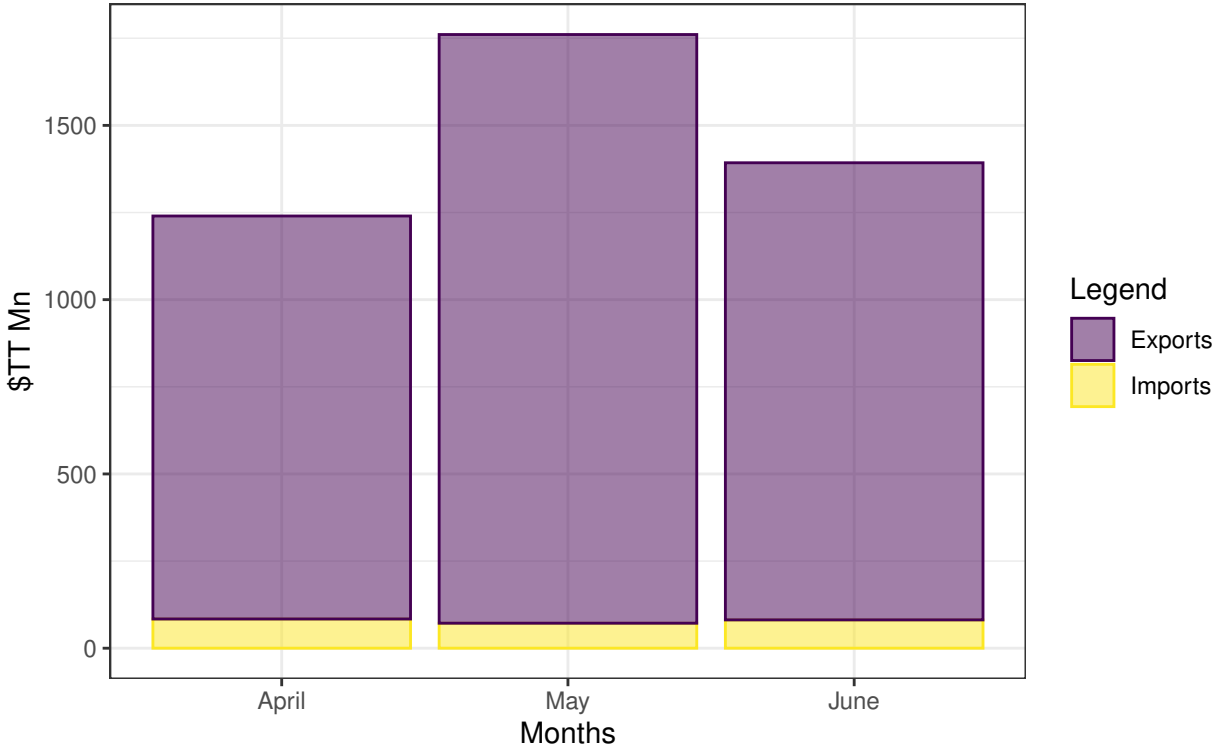
- GUYANA, \$544.42 TT Mn (47.09%);
- SURINAME, \$87.57 TT Mn (7.57%); and
- BARBADOS, \$141.47 TT Mn (12.24%);

In June:

- GUYANA, \$544.42 TT Mn (47.09%);
- BARBADOS, \$141.47 TT Mn (12.24%); and
- JAMAICA, \$103.57 TT Mn (8.96%);

# Imports and Exports with Caricom Countries

For the Period April to June



## IMPORTS AND EXPORTS BY COUNTRY

The three main trading partners which the ROTT imported from:

In April:

- U. S. A., \$2021.72 TT Mn or 49.31% of total imports;
- CHINA, \$358.35 TT Mn or 8.74% of total imports; and
- BRAZIL, \$178.85 TT Mn or 4.36% of total imports.

In May:

- U. S. A., \$2021.72 TT Mn or 49.31% of total imports;
- BRAZIL, \$178.85 TT Mn or 4.36% of total imports; and
- CHINA, \$358.35 TT Mn or 8.74% of total imports.

In June:

- U. S. A., \$2021.72 TT Mn or 49.31% of total imports;
- CHINA, \$358.35 TT Mn or 8.74% of total imports; and
- BRAZIL, \$178.85 TT Mn or 4.36% of total imports.

The three main trading partners which the ROTT exported from:

In April:

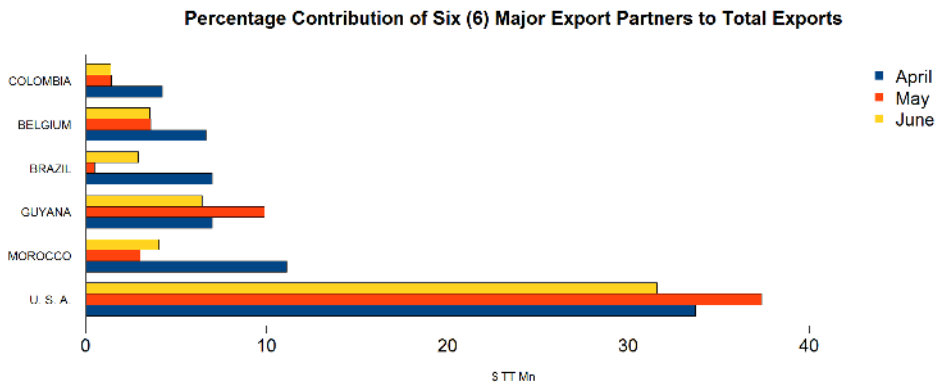
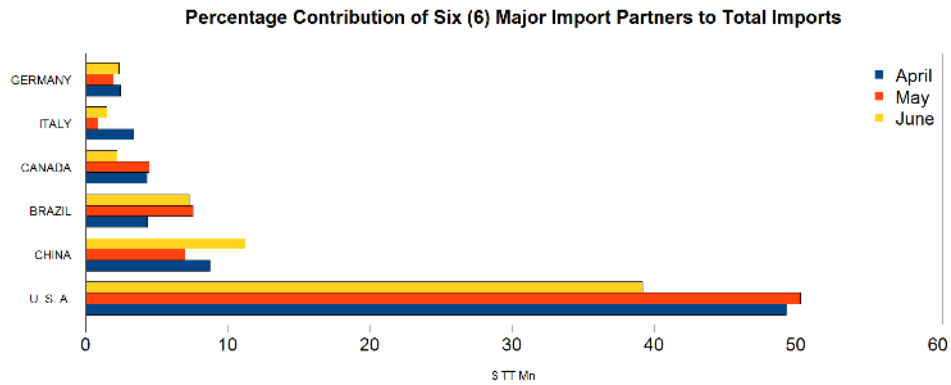
- U. S. A., \$2623.19 TT Mn or 33.7% of total imports;
- MOROCCO, \$865.44 TT Mn or 11.12% of total imports; and
- GUYANA, \$544.42 TT Mn or 6.99% of total imports.

In May:

- U. S. A., \$2623.19 TT Mn or 33.7% of total imports;
- GUYANA, \$544.42 TT Mn or 6.99% of total imports; and
- MEXICO, \$192 TT Mn or 2.47% of total imports.

In June:

- U. S. A., \$2623.19 TT Mn or 33.7% of total imports;
- GUYANA, \$544.42 TT Mn or 6.99% of total imports; and
- UNITED KINGDOM, \$12.55 TT Mn or 0.16% of total imports.



## IMPORTS AND EXPORTS BY PRODUCT

The three main products which the ROTT imported:

In April:

- Aeroplanes and other aircraft; of an unladen weight exceeding 15,000kg, \$745.8 TT Mn or 19.35% of total imports;

- Iron ores and concentrates; agglomerated (excluding roasted iron pyrites), \$342.68 TT Mn or 8.89% of total imports; and
- Medicaments; consisting of mixed or unmixed products n.e.c. in heading no. 3004, for therapeutic or prophylactic uses, packaged for retail sale, \$79.51 TT Mn or 2.06% of total imports.

In May:

- Aeroplanes and other aircraft; of an unladen weight exceeding 15,000kg, \$745.8 TT Mn or 19.35% of total imports;
- Iron ores and concentrates; agglomerated (excluding roasted iron pyrites), \$342.68 TT Mn or 8.89% of total imports; and
- Vehicles; compression-ignition internal combustion piston engine (diesel or semi-diesel), for transport of goods, (of a gvwt not exceeding 5 tonnes), n.e.c. in item no 8704.1, \$32.84 TT Mn or 0.85% of total imports.

In June:

- Iron ores and concentrates; agglomerated (excluding roasted iron pyrites), \$342.68 TT Mn or 8.89% of total imports;
- Aircraft and spacecraft; parts of aeroplanes or helicopters n.e.c. in heading no. 8803, \$9.23 TT Mn or 0.24% of total imports; and
- Medicaments; consisting of mixed or unmixed products n.e.c. in heading no. 3004, for therapeutic or prophylactic uses, packaged for retail sale, \$79.51 TT Mn or 2.06% of total imports.

The three main products which the ROTT exported to:

In April:

- Ammonia; anhydrous, \$2746.09 TT Mn or 35.33% of total imports;
- Alcohols; saturated monohydric, methanol (methyl alcohol), \$892.05 TT Mn or 11.48% of total imports; and
- Oils; petroleum oils and oils obtained from bituminous minerals, crude, \$781.06 TT Mn or 10.05% of total imports.

In May:

- Ammonia; anhydrous, \$2746.09 TT Mn or 35.33% of total imports;
- Oils; petroleum oils and oils obtained from bituminous minerals, crude, \$781.06 TT Mn or 10.05% of total imports; and
- Alcohols; saturated monohydric, methanol (methyl alcohol), \$892.05 TT Mn or 11.48% of total imports.

In June:

- Ammonia; anhydrous, \$2746.09 TT Mn or 35.33% of total imports;
- Alcohols; saturated monohydric, methanol (methyl alcohol), \$892.05 TT Mn or 11.48% of total imports; and
- Oils; petroleum oils and oils obtained from bituminous minerals, crude, \$781.06 TT Mn or 10.05% of total imports.



Top Exports by Product  
For the Period April to June


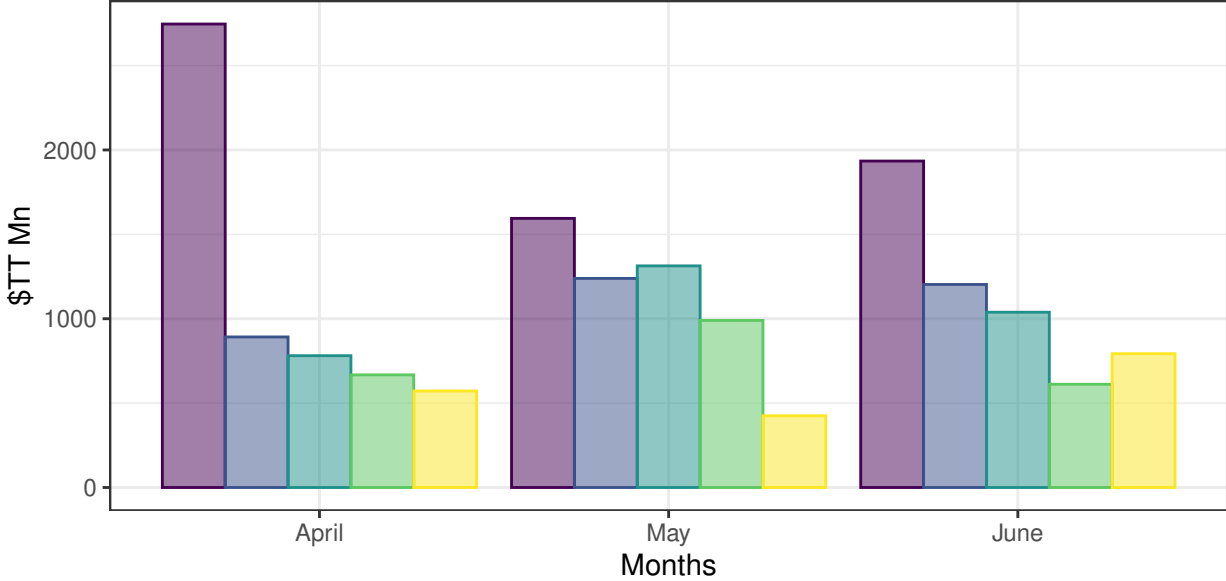


Table 5: Imports for the Period in \$TT MN

	April	May	June
Food and live Animals (Section 0)	570.5	619	668.2
Beverages and tobacco (Section 1)	40.7	42	38.9
Crude materials, inedible, except fuels (Section 2)	387.5	435	286.5
Mineral fuels, lubricants and related materials (Section 3)	53.5	27	29.9
Animal and vegetable oils, fats and waxes (Section 4)	43.4	47	51.2
Chemicals and related products, n.e.s. (Section 5)	491.0	507	490.4
Manufactured goods classified chiefly by material (Section 6)	489.5	507	526.7
Machinery and transport equipment (Section 7)	1675.0	1860	826.1
Miscellaneous manufactured articles (Section 8)	294.9	265	295.5
Commodities and transactions not classified elsewhere (Section 9)	2.5	4	3.7
<b>TOTAL</b>	<b>4048.5</b>	<b>4313</b>	<b>3217.2</b>

Table 6: Domestic Exports for the Period in \$TT MN

	April	May	June
Food and live Animals (Section 0)	166.4	175.3	195.3
Beverages and tobacco (Section 1)	78.7	86.2	106.6
Crude materials, inedible, except fuels (Section 2)	60.1	41.8	51.1
Mineral fuels, lubricants and related materials (Section 3)	1057.2	1981.5	1538.8
Animal and vegetable oils, fats and waxes (Section 4)	4.7	1.9	3.9
Chemicals and related products, n.e.s. (Section 5)	4415.0	3537.3	4242.1
Manufactured goods classified chiefly by material (Section 6)	653.0	493.7	892.1
Machinery and transport equipment (Section 7)	15.7	14.1	26.3
Miscellaneous manufactured articles (Section 8)	32.5	38.6	43.4
Commodities and transactions not classified elsewhere (Section 9)	36.2	33.1	47.4
<b>TOTAL</b>	<b>6519.6</b>	<b>6403.6</b>	<b>7147.1</b>

Table 7: Total Exports for the Period in \$TT MN

	April	May	June
Food and live Animals (Section 0)	88.2	92	103
Beverages and tobacco (Section 1)	39.6	43	54
Crude materials, inedible, except fuels (Section 2)	30.7	23	26
Mineral fuels, lubricants and related materials (Section 3)	956.7	1679	1250
Animal and vegetable oils, fats and waxes (Section 4)	2.4	1	2
Chemicals and related products, n.e.s. (Section 5)	2215.4	1842	2138
Manufactured goods classified chiefly by material (Section 6)	351.4	301	465
Machinery and transport equipment (Section 7)	165.8	243	308
Miscellaneous manufactured articles (Section 8)	23.8	33	33
Commodities and transactions not classified elsewhere (Section 9)	18.2	17	24
<b>TOTAL</b>	<b>3892.1</b>	<b>4274</b>	<b>4402</b>

Table 8: Contribution of Food and Beverage for Imports

	April	May	June
Live animals other than animals of division 03	0.94	0.99	1.6
Meat and meat preparations	76.51	71.55	84.8
Dairy products and birds' eggs	98.10	97.03	74.7
Fish (not marine mammals), crustaceans, molluscs and aquatic invertebrates, and preparations thereof	36.52	34.06	34.9
Cereals and cereal preparations	69.75	108.47	177.2
Vegetables and fruit	105.26	97.34	109.2
Sugars, sugar preparations and honey	33.45	50.90	41.3
Coffee, tea, cocoa, spices, and manufactures thereof	20.54	26.62	22.9
Feeding stuff for animals (not including unmilled cereals)	50.44	59.76	51.0
Micellaneous Food Preparations	78.98	72.08	70.7
Beverages	39.51	37.46	35.0
TOTAL	610.01	656.26	703.3

Table 9: Contribution of Oil, Gas and Chemical Exports

	April	May	June
33 Petroleum, petroleum products and related materials	1644	2708	2008
34 Gas, natural and manufactured	269	651	491
Ammonia; anhydrous	2746	1595	1934
Alcohols; saturated monohydric, methanol (methyl alcohol)	892	1239	1203
Fertilizers, mineral or chemical; nitrogenous, urea, whether or not in aqueous solution	397	358	410
Fertilizers, mineral or chemical; nitrogenous, mixtures of urea and ammonium nitrate in aqueous or ammoniacal solution	280	353	316
Heterocyclic compounds; containing an unfused triazine ring (whether or not hydrogenated) in the structure, melamine	57	53	68
TOTAL	6285	6956	6431

Table 10: Import Value of Trade with Caricom Countries

COUNTRY	April	May	June
ANTIGUA AND BARBUDA	7	0	0
BARBADOS	18	13	19
BAHAMAS	0	0	0
BELIZE	6	8	16
DOMINICA	1	0	0
GRENADA	1	0	1
GUYANA	30	24	22
HAITI	0	0	0
JAMAICA	13	12	12
ST. KITTS AND NEVIS	0	1	1
ST. LUCIA	4	6	4
MONTSERRAT	0	0	0
SURINAME	4	7	6
ST. VINCENT AND THE GRENADINES	1	1	1
TOTAL	85	72	82

Table 11: Export Value of Trade with Caricom Countries

COUNTRY	April	May	June
ANTIGUA AND BARBUDA	9	17	14
BARBADOS	141	165	248
BAHAMAS	1	74	1
BELIZE	22	9	19
DOMINICA	27	24	29
GRENADA	54	75	74
GUYANA	544	846	568
HAITI	4	2	5
JAMAICA	104	106	119
ST. KITTS AND NEVIS	66	34	34
ST. LUCIA	60	68	52
MONTSERRAT	6	1	1
SURINAME	88	193	106
ST. VINCENT AND THE GRENADINES	32	76	40
TOTAL	1158	1690	1310

Table 12: Import Value of Trade with Top 30 Countries During April

COUNTRY	VALUE
U. S. A.	2022
CHINA	358
BRAZIL	179
CANADA	176
ITALY	138
GERMANY	101
MEXICO	95
JAPAN	70
UNITED KINGDOM	67
INDIA	61
THAILAND	61
BELGIUM	44
NETHERLANDS	42
NEW ZEALAND	39
KOREA, REPUBLIC OF	34
COSTA RICA	34
FRANCE	32
COLOMBIA	31
GUYANA	30
MALAYSIA	30
DOMINICAN REP.	29
TURKEY	28
AUSTRALIA	28
INDONESIA	24
TAIWAN	23
IRELAND	22
GUATEMALA	22
BARBADOS	18
CHILE	18
VIET NAM	15
TOTAL	3871

Table 13: Export Value of Trade with Top 30 Countries During April

COUNTRY	VALUE
U. S. A.	2623
MOROCCO	865
GUYANA	544
BRAZIL	544
BELGIUM	518
COLOMBIA	330
CHILE	241
MEXICO	192
FRANCE	177
PUERTO RICO	157
BARBADOS	141
TAIWAN	123
SPAIN	113
CHINA	110
JAMAICA	104
SURINAME	88
NETHERLANDS	83
STORES AND BUNKERS	70
ST. KITTS AND NEVIS	66
KOREA, REPUBLIC OF	60
ST. LUCIA	60
GRENADA	54
BRITISH VIRGIN ISLANDS	53
CANADA	46
CUBA	44
SINT MAARTEN	35
PANAMA	35
ST. VINCENT AND THE GRENADINES	32
JAPAN	29
ANGUILLA	27
DOMINICA	27
TOTAL	7591

Table 14: Import Value of Trade with Top 30 Countries During May

COUNTRY	VALUE
U. S. A.	2195
BRAZIL	330
CHINA	304
CANADA	196
THAILAND	97
UNITED KINGDOM	92
TURKEY	87
GERMANY	85
MEXICO	78
INDIA	73
JAPAN	49
FRANCE	40
ITALY	38
NETHERLANDS	37
IRELAND	37
COSTA RICA	35
GUATEMALA	35
BELGIUM	34
KOREA, REPUBLIC OF	34
NEW ZEALAND	32
TAIWAN	30
MALAYSIA	29
DOMINICAN REP.	27
GUYANA	24
CHILE	23
SPAIN	22
INDONESIA	22
COLOMBIA	20
FINLAND	18
AUSTRALIA	17
TOTAL	4140

Table 15: Export Value of Trade with Top 30 Countries During May

COUNTRY	VALUE
U. S. A.	3195
GUYANA	846
MEXICO	448
PUERTO RICO	426
BELGIUM	308
NETHERLANDS	277
KOREA, REPUBLIC OF	272
MOROCCO	258
CANADA	210
STORES AND BUNKERS	199
SURINAME	193
SPAIN	167
BARBADOS	165
FRANCE	147
CHILE	135
COLOMBIA	121
JAMAICA	106
CHINA	93
DOMINICAN REP.	89
ST. VINCENT AND THE GRENADINES	76
GRENADA	75
BAHAMAS	74
ST. LUCIA	68
TAIWAN	64
PANAMA	63
GUADELOUPE	56
ITALY	50
BRAZIL	41
ST. KITTS AND NEVIS	34
SINT MAARTEN	30
DOMINICA	24
TOTAL	8310



Table 16: Import Value of Trade with Top 30 Countries During June

COUNTRY	VALUE
U. S. A.	1275
CHINA	365
BRAZIL	238
INDIA	130
MEXICO	81
UNITED KINGDOM	77
GERMANY	76
CANADA	72
THAILAND	70
JAPAN	53
NETHERLANDS	51
ITALY	49
DOMINICAN REP.	43
KOREA, REPUBLIC OF	41
BELGIUM	40
TURKEY	40
FRANCE	37
INDONESIA	34
COLOMBIA	33
COSTA RICA	30
MALAYSIA	25
SPAIN	23
GUYANA	22
IRELAND	19
BARBADOS	19
URUGUAY	17
BELIZE	16
VIET NAM	16
NEW ZEALAND	15
GUATEMALA	15
TOTAL	3022

Table 17: Export Value of Trade with Top 30 Countries During June

COUNTRY	VALUE
U. S. A.	2781
GUYANA	568
UNITED KINGDOM	563
NETHERLANDS	545
PANAMA	415
MOROCCO	356
BELGIUM	311
CHINA	302
GERMANY	264
BRAZIL	257
BARBADOS	248
FRANCE	228
SPAIN	209
MEXICO	177
STORES AND BUNKERS	164
CHILE	153
COLOMBIA	123
JAMAICA	119
SURINAME	106
KOREA, REPUBLIC OF	79
GRENADA	74
PUERTO RICO	66
CANADA	63
PORTUGAL	52
ST. LUCIA	52
DOMINICAN REP.	51
PERU	51
ST. VINCENT AND THE GRENADINES	40
SWEDEN	38
SINGAPORE	37
ST. KITTS AND NEVIS	34
TOTAL	8526

Table 18: Import Value of Top 30 Products during April

DESCRIPTION	VALUES
Aeroplanes and other aircraft; of an unladen weight exceeding 15,000kg	746
Iron ores and concentrates; agglomerated (excluding roasted iron pyrites)	343
Medicaments; consisting of mixed or unmixed products n.e.c. in heading no. 3004, for therapeutic or prophylactic uses, packaged for retail sale	80
Turbo-jets; of a thrust not exceeding 25kN	76
Vessels; n.e.c. in heading no. 8901, for the transport of goods and other vessels for the transport of both persons and goods	75
Food preparations; n.e.c. in item no. 2106.10	51
Petroleum oils and oils from bituminous minerals, not containing biodiesel, not crude, not waste oils; preparations n.e.c, containing by weight 70% or more of petroleum oils or oils from bituminous minerals; not light oils and preparations	46
Vehicles; spark-ignition internal combustion reciprocating piston engine, cylinder capacity exceeding 1500cc but not exceeding 3000cc	41
Vehicles; spark-ignition internal combustion reciprocating piston engine, cylinder capacity exceeding 1000cc but not exceeding 1500cc	37
Dog or cat food; (not put up for retail sale), used in animal feeding	37
Dairy produce; cheese (not grated, powdered or processed), n.e.c. in heading no. 0406	35
Boring or sinking machinery; parts of the machinery of item no. 8430.41 or 8430.41	34
Vehicles; compression-ignition internal combustion piston engine (diesel or semi-diesel), for transport of goods, (of a gvw not exceeding 5 tonnes), n.e.c. in item no 8704.1	33
Machines and mechanical appliances; having individual functions, n.e.c. or included in this chapter	29
Tissue, towel, napkin stock or similar; for household or sanitary use, cellulose, wadding webs of cellulose fibres, in rolls exceeding 36cm in width or rectangular sheets with one side more than 36cm in unfolded state	29
Poly(ethylene terephthalate); in primary forms	27
Taps, cocks, valves and similar appliances; for pipes, boiler shells, tanks, vats or the like, including thermostatically controlled valves	20
Instruments, apparatus for measuring, checking electrical quantities, not meters of heading no. 9028; parts and accessories, for measuring or detecting alpha, beta, gamma, x-ray, cosmic and other radiations	19
Reagents; diagnostic or laboratory reagents on a backing and prepared diagnostic or laboratory reagents whether or not on a backing, other than those of heading no. 3002 or 3006; certified reference material	18
Copper; wire, of refined copper, of which the maximum cross-sectional dimension exceeds 6mm	18
Sugars; sucrose, chemically pure, in solid form, not containing added flavouring or colouring matter	17
Iron or steel; structures and parts thereof, n.e.c. in heading 7308	15
Dairy produce; milk and cream, concentrated, not containing added sugar or other sweetening matter, in powder, granules or other solid forms, of a fat content exceeding 1.5% (by weight)	15
Sodium hydroxide (caustic soda); in aqueous solution (soda lye or liquid soda)	15
Wood, coniferous; sawn or chipped lengthwise, sliced or peeled, whether or not planed, sanded or end-jointed, of a thickness exceeding 6mm	14
Insulated electric conductors; for a voltage not exceeding 1000 volts, not fitted with connectors	14
Vegetable oils; soya-bean oil and its fractions, other than crude, whether or not refined, but not chemically modified	14
Meat and edible offal; of fowls of the species Gallus domesticus, cuts and offal, frozen	14
Chemical products, preparations and residual products of the chemical or allied industries, n.e.c. or included in heading no. 3824	14
Plastics; carboys, bottles, flasks and similar articles, for the conveyance or packing of goods	13
Washing and cleaning preparations; surface-active, whether or not containing soap (excluding those of heading no. 3401), put up for retail sale	13

DESCRIPTION	VALUES
Dog or cat food; put up for retail sale, used in animal feeding	13
Fish; dried, whether or not salted but not smoked, other than edible fish offal, other than cod (Gadus morhua, Gadus ogac, Gadus macrocephalus)	13
Vegetable oils; palm oil and its fractions, other than crude, whether or not refined, but not chemically modified	12
Turbines; gas-turbines (excluding turbo-jets and turbo-propellers), of a power exceeding 5000kW	12
Cereals; husked (brown) rice	12
Air conditioning machines; with motor driven fan and elements for temperature control, parts thereof	12
Pumps and compressors; for air, vacuum or gas, n.e.c. in heading no. 8414	12
Vegetable preparations; potatoes, prepared or preserved otherwise than by vinegar or acetic acid, frozen	12
Ceramic flags and pavings; glazed	11
Glass; carboys, bottles, flasks, jars, pots, phials and other containers of glass, (not ampoules), used for the conveyance or packing of goods	11
TOTAL	2072

Table 19: Export Value of Top 30 Products during April

DESCRIPTION	VALUES
Ammonia; anhydrous	2746
Alcohols; saturated monohydric, methanol (methyl alcohol)	892
Oils; petroleum oils and oils obtained from bituminous minerals, crude	781
Petroleum oils and oils from bituminous minerals, not containing biodiesel, not crude, not waste oils; preparations n.e.c, containing by weight 70% or more of petroleum oils or oils from bituminous minerals; not light oils and preparations	667
Ferrous products; obtained by direct reduction of iron ore, in lumps, pellets or similar forms	572
Fertilizers, mineral or chemical; nitrogenous, urea, whether or not in aqueous solution	397
Fertilizers, mineral or chemical; nitrogenous, mixtures of urea and ammonium nitrate in aqueous or ammoniacal solution	280
Aeroplanes and other aircraft; of an unladen weight exceeding 15,000kg	203
Petroleum oils and oils from bituminous minerals, not containing biodiesel, not crude, not waste oils; preparations n.e.c, containing by weight 70% or more of petroleum oils or oils from bituminous minerals; light oils and preparations	196
Petroleum gases and other gaseous hydrocarbons; liquefied, natural gas	124
Petroleum gases and other gaseous hydrocarbons; liquefied, propane	97
Heterocyclic compounds; containing an unfused triazine ring (whether or not hydrogenated) in the structure, melamine	57
Boring or sinking machinery; parts of the machinery of item no. 8430.41 or 8430.41	53
Petroleum gases and other gaseous hydrocarbons; liquefied, butanes	45
	34
Waters; including mineral and aerated, containing added sugar or other sweetening matter or flavoured	33
Food preparations; cereal or cereal products (excluding maize), in grain form, pre-cooked or otherwise prepared	28
Sauces and preparations therefor; mixed condiments and mixed seasonings	28
Ores and concentrates n.e.c. in chapter 26; other than antimony	22
Ferrous waste and scrap; of alloy steel (excluding stainless)	20
Cigarettes; containing tobacco	16
Non-alcoholic beverages; n.e.c. in item no. 2202.10, not including fruit or vegetable juices of heading no. 2009	16
Chocolate and other food preparations containing cocoa; in blocks, slabs or bars, filled, weighing 2kg or less	15
Glass; carboys, bottles, flasks, jars, pots, phials and other containers of glass, (not ampoules), used for the conveyance or packing of goods	14
Paper articles; toilet paper	13
Insulated electric conductors; for a voltage not exceeding 1000 volts, not fitted with connectors	11
Food preparations; sweet biscuits, whether or not containing cocoa	11
Tissue, towel, napkin stock or similar; for household or sanitary use, cellulose, wadding webs of cellulose fibres, in rolls exceeding 36cm in width or rectangular sheets with one side more than 36cm in unfolded state	10
Cement; portland, other than white, whether or not artificially coloured	10
Food preparations; bakers' wares n.e.c. in heading no. 1605, whether or not containing cocoa; communion wafers, empty cachets suitable for pharmaceutical use, sealing wafers, rice papers and similar products	9
Ferrous waste and scrap; of tinned iron or steel	9
Aircraft and spacecraft; parts of aeroplanes or helicopters n.e.c. in heading no. 8803	8
Food preparations; obtained by the swelling or roasting of cereals or cereal products	7
Iron or steel; structures and parts thereof, n.e.c. in heading 7308	7
Washing and cleaning preparations; surface-active, whether or not containing soap (excluding those of heading no. 3401), put up for retail sale	7

DESCRIPTION	VALUES
Plastics; carboys, bottles, flasks and similar articles, for the conveyance or packing of goods	7
Sauces; tomato ketchup and other tomato sauces	6
Nuts and other seeds; whether or not containing added sugar, other sweetening matter or spirit (excluding ground-nuts except in mixtures)	6
Iron or non-alloy steel; H sections, hot-rolled, hot-drawn or extruded, of a height of 80mm or more	6
Taps, cocks, valves and similar appliances; for pipes, boiler shells, tanks, vats or the like, including thermostatically controlled valves	6
Nickel; tubes and pipes, not alloyed	6
TOTAL	7475

Table 20: Import Value of Top 30 Products during May

DESCRIPTION	VALUES
Aeroplanes and other aircraft; of an unladen weight exceeding 15,000kg	1139
Iron ores and concentrates; agglomerated (excluding roasted iron pyrites)	384
Vehicles; compression-ignition internal combustion piston engine (diesel or semi-diesel), for transport of goods, (of a gvw not exceeding 5 tonnes), n.e.c. in item no 8704.1	72
Medicaments; consisting of mixed or unmixed products n.e.c. in heading no. 3004, for therapeutic or prophylactic uses, packaged for retail sale	66
Food preparations; n.e.c. in item no. 2106.10	41
Vehicles; spark-ignition internal combustion reciprocating piston engine, cylinder capacity exceeding 1500cc but not exceeding 3000cc	38
Sugars; sucrose, chemically pure, in solid form, not containing added flavouring or colouring matter	34
Boring or sinking machinery; parts of the machinery of item no. 8430.41 or 8430.41	34
Poly(ethylene terephthalate); in primary forms	31
Iron or non-alloy steel; flat-rolled, width 600mm or more, painted, varnished or coated with plastics	30
Cereals; maize (corn), other than seed	28
Vehicles; spark-ignition internal combustion reciprocating piston engine, cylinder capacity exceeding 1000cc but not exceeding 1500cc	27
Dairy produce; milk and cream, concentrated, not containing added sugar or other sweetening matter, in powder, granules or other solid forms, of a fat content exceeding 1.5% (by weight)	27
Oil-cake and other solid residues; whether or not ground or in the form of pellets, resulting from the extraction of soya-bean oil	26
Dairy produce; cheese (not grated, powdered or processed), n.e.c. in heading no. 0406	26
Vegetable oils; soya-bean oil and its fractions, other than crude, whether or not refined, but not chemically modified	24
Tissue, towel, napkin stock or similar; for household or sanitary use, cellulose, wadding webs of cellulose fibres, in rolls exceeding 36cm in width or rectangular sheets with one side more than 36cm in unfolded state	22
Dog or cat food; (not put up for retail sale), used in animal feeding	22
Reagents; diagnostic or laboratory reagents on a backing and prepared diagnostic or laboratory reagents whether or not on a backing, other than those of heading no. 3002 or 3006; certified reference material	21
Iron or non-alloy steel; flat-rolled, width 600mm or more, plated or coated with chromium oxides or with chromium and chromium oxides	19
Wood, coniferous; sawn or chipped lengthwise, sliced or peeled, whether or not planed, sanded or end-jointed, of a thickness exceeding 6mm	19
Engines; parts for internal combustion piston engines (excluding spark-ignition)	19
Meat and edible offal; of fowls of the species Gallus domesticus, cuts and offal, frozen	18
Ceramic flags and pavings; glazed	17
Petroleum oils and oils from bituminous minerals, not containing biodiesel, not crude, not waste oils; preparations n.e.c, containing by weight 70% or more of petroleum oils or oils from bituminous minerals; not light oils and preparations	17
Taps, cocks, valves and similar appliances; for pipes, boiler shells, tanks, vats or the like, including thermostatically controlled valves	17
Electric motors and generators; DC, of an output exceeding 375kW	15
Copper; wire, of refined copper, of which the maximum cross-sectional dimension exceeds 6mm	15
Plastics; stoppers, lids, caps and other closures, for the conveyance or packing of goods	15
Polyacetals; in primary forms	14
Vinyl chloride, other halogenated olefin polymers; poly(vinyl chloride), not mixed with any other substances, in primary forms	14
Turbines; parts of gas turbines (excluding turbo-jets and turbo-propellers)	13
Vegetable preparations; potatoes, prepared or preserved otherwise than by vinegar or acetic acid, frozen	12

DESCRIPTION	VALUES
Washing and cleaning preparations; surface-active, whether or not containing soap (excluding those of heading no. 3401), put up for retail sale	12
Vessels; n.e.c. in heading no. 8901, for the transport of goods and other vessels for the transport of both persons and goods	12
Dog or cat food; put up for retail sale, used in animal feeding	12
Air conditioning machines; with motor driven fan and elements for temperature control, parts thereof	11
Buildings; prefabricated	11
Plastics; plates, sheets, film, foil and strip, other than cellular	11
Paper and paperboard; coated, impregnated or covered with plastics (excluding adhesives), other than bleached and weighing more than 150g/m <sup>2</sup> , other than goods of heading no. 4803, 4809, or 4810	10
Pumps and liquid elevators; n.e.c. in heading no. 8413	10
TOTAL	2405



Table 21: Export Value of Top 30 Products during May

DESCRIPTION	VALUES
Ammonia; anhydrous	1595
Oils; petroleum oils and oils obtained from bituminous minerals, crude	1313
Alcohols; saturated monohydric, methanol (methyl alcohol)	1239
Petroleum oils and oils from bituminous minerals, not containing biodiesel, not crude, not waste oils; preparations n.e.c, containing by weight 70% or more of petroleum oils or oils from bituminous minerals; not light oils and preparations	990
Petroleum gases and other gaseous hydrocarbons; liquefied, natural gas	599
Ferrous products; obtained by direct reduction of iron ore, in lumps, pellets or similar forms	425
Petroleum oils and oils from bituminous minerals, not containing biodiesel, not crude, not waste oils; preparations n.e.c, containing by weight 70% or more of petroleum oils or oils from bituminous minerals; light oils and preparations	404
Fertilizers, mineral or chemical; nitrogenous, urea, whether or not in aqueous solution	358
Fertilizers, mineral or chemical; nitrogenous, mixtures of urea and ammonium nitrate in aqueous or ammoniacal solution	353
Aeroplanes and other aircraft; of an unladen weight exceeding 15,000kg	203
Turbines; parts of gas turbines (excluding turbo-jets and turbo-propellers)	111
Boring or sinking machinery; parts of the machinery of item no. 8430.41 or 8430.41	75
Cement; portland, other than white, whether or not artificially coloured	65
Heterocyclic compounds; containing an unfused triazine ring (whether or not hydrogenated) in the structure, melamine	53
Petroleum gases and other gaseous hydrocarbons; liquefied, propane	37
Waters; including mineral and aerated, containing added sugar or other sweetening matter or flavoured	33
Sauces and preparations therefor; mixed condiments and mixed seasonings	33
	31
Food preparations; cereal or cereal products (excluding maize), in grain form, pre-cooked or otherwise prepared	28
Chemical products, preparations and residual products of the chemical or allied industries, n.e.c. or included in heading no. 3824	24
Turbines; gas-turbines (excluding turbo-jets and turbo-propellers), of a power exceeding 5000kW	21
Glass; carboys, bottles, flasks, jars, pots, phials and other containers of glass, (not ampoules), used for the conveyance or packing of goods	18
Ferrous waste and scrap; of alloy steel (excluding stainless)	17
Non-alcoholic beverages; n.e.c. in item no. 2202.10, not including fruit or vegetable juices of heading no. 2009	17
Cigarettes; containing tobacco	15
Iron or steel (excluding cast iron or stainless steel); seamless, casing and tubing, of a kind used in drilling for oil or gas	14
Chocolate and other food preparations containing cocoa; in blocks, slabs or bars, filled, weighing 2kg or less	14
Machinery; for filling, closing, sealing, capsuling or labelling bottles, cans, bags or other containers, machinery for aerating beverages	13
Paper articles; toilet paper	13
Petroleum gases and other gaseous hydrocarbons; liquefied, butanes	11
Tissue, towel, napkin stock or similar; for household or sanitary use, cellulose, wadding webs of cellulose fibres, in rolls exceeding 36cm in width or rectangular sheets with one side more than 36cm in unfolded state	11
Machines and mechanical appliances; having individual functions, n.e.c. or included in this chapter	10
Food preparations; obtained by the swelling or roasting of cereals or cereal products	10

DESCRIPTION	VALUES
Waste and scrap of precious metals; waste and scrap of precious metals including metal clad with precious metals, other than that of gold and platinum and excluding ash which contains precious metal or precious metal compounds	10
Rum and other spirits obtained by distilling fermented sugar-cane products	10
Food preparations; sweet biscuits, whether or not containing cocoa	10
Insulated electric conductors; for a voltage not exceeding 1000 volts, not fitted with connectors	9
Food preparations; bakers' wares n.e.c. in heading no. 1605, whether or not containing cocoa; communion wafers, empty cachets suitable for pharmaceutical use, sealing wafers, rice papers and similar products	9
Games; operated by coins, banknotes, bank cards, tokens or by other means of payment, other than billiard articles and accessories, and automatic bowling alley equipment	9
Steel, alloy; bars and rods, hot-rolled, hot-drawn or extruded	8
Ferrous waste and scrap; of tinned iron or steel	8
TOTAL	8226

Table 22: Import Value of Top 30 Products during June

DESCRIPTION	VALUES
Iron ores and concentrates; agglomerated (excluding roasted iron pyrites)	240
Aircraft and spacecraft; parts of aeroplanes or helicopters n.e.c. in heading no. 8803	129
Medicaments; consisting of mixed or unmixed products n.e.c. in heading no. 3004, for therapeutic or prophylactic uses, packaged for retail sale	75
Iron or non-alloy steel; I sections, hot-rolled, hot-drawn or extruded, of a height of 80mm or more	47
Vehicles; spark-ignition internal combustion reciprocating piston engine, cylinder capacity exceeding 1000cc but not exceeding 1500cc	47
Food preparations; n.e.c. in item no. 2106.10	46
Vehicles; spark-ignition internal combustion reciprocating piston engine, cylinder capacity exceeding 1500cc but not exceeding 3000cc	40
Vehicles; compression-ignition internal combustion piston engine (diesel or semi-diesel), for transport of goods, (of a gvwt not exceeding 5 tonnes), n.e.c. in item no 8704.1	35
Boring or sinking machinery; parts of the machinery of item no. 8430.41 or 8430.41	34
Meat; of bovine animals, boneless cuts, frozen	27
Cereals; maize (corn), other than seed	26
Wood, coniferous; sawn or chipped lengthwise, sliced or peeled, whether or not planed, sanded or end-jointed, of a thickness exceeding 6mm	24
Vegetable oils; soya-bean oil and its fractions, other than crude, whether or not refined, but not chemically modified	24
Dog or cat food; (not put up for retail sale), used in animal feeding	23
Chemical products, preparations and residual products of the chemical or allied industries, n.e.c. or included in heading no. 3824	20
Turbines; parts of gas turbines (excluding turbo-jets and turbo-propellers)	20
Petroleum oils and oils from bituminous minerals, not containing biodiesel, not crude, not waste oils; preparations n.e.c, containing by weight 70% or more of petroleum oils or oils from bituminous minerals; not light oils and preparations	19
Vinyl chloride, other halogenated olefin polymers; poly(vinyl chloride), not mixed with any other substances, in primary forms	18
Copper; wire, of refined copper, of which the maximum cross-sectional dimension exceeds 6mm	17
Meat and edible offal; of fowls of the species Gallus domesticus, cuts and offal, frozen	17
Oil-cake and other solid residues; whether or not ground or in the form of pellets, resulting from the extraction of soya-bean oil	16
Ceramic flags and pavings; glazed	16
Reagents; diagnostic or laboratory reagents on a backing and prepared diagnostic or laboratory reagents whether or not on a backing, other than those of heading no. 3002 or 3006; certified reference material	15
Air conditioning machines; with motor driven fan and elements for temperature control, parts thereof	15
Taps, cocks, valves and similar appliances; for pipes, boiler shells, tanks, vats or the like, including thermostatically controlled valves	15
Sugars; sucrose, chemically pure, in solid form, not containing added flavouring or colouring matter	14
Washing and cleaning preparations; surface-active, whether or not containing soap (excluding those of heading no. 3401), put up for retail sale	14
Vehicles; compression-ignition internal combustion piston engine (diesel or semi-diesel), for transport of goods, (of a g.v.w. exceeding 5 tonnes but not exceeding 20 tonnes), n.e.c. in item no 8704.1	13
Iron or non-alloy steel; flat-rolled, width 600mm or more, plated or coated with aluminium zinc-alloys	13
Plastics; plates, sheets, film, foil and strip, other than cellular	13
Vegetable preparations; potatoes, prepared or preserved otherwise than by vinegar or acetic acid, frozen	12
Ethylene polymers; in primary forms, polyethylene having a specific gravity of 0.94 or more	12
Iron or steel; tube or pipe fittings, flanges, other than stainless steel	12

DESCRIPTION	VALUES
Tissue, towel, napkin stock or similar; for household or sanitary use, cellulose, wadding webs of cellulose fibres, in rolls exceeding 36cm in width or rectangular sheets with one side more than 36cm in unfolded state	12
Plastics; carboys, bottles, flasks and similar articles, for the conveyance or packing of goods	11
Machines and mechanical appliances; having individual functions, n.e.c. or included in this chapter	11
Plastics; other articles n.e.c. in chapter 39	11
Cereal groats and meal; of maize (corn)	10
Meat preparations; of bovine animals, meat or meat offal, prepared or preserved (excluding livers and homogenised preparations)	10
Dog or cat food; put up for retail sale, used in animal feeding	10
Hair preparations; n.e.c. in heading no. 3305	10
<b>TOTAL</b>	<b>1193</b>

Table 23: Export Value of Top 30 Products during June

DESCRIPTION	VALUES
Ammonia; anhydrous	1934
Alcohols; saturated monohydric, methanol (methyl alcohol)	1203
Oils; petroleum oils and oils obtained from bituminous minerals, crude	1039
Ferrous products; obtained by direct reduction of iron ore, in lumps, pellets or similar forms	793
Petroleum oils and oils from bituminous minerals, not containing biodiesel, not crude, not waste oils; preparations n.e.c, containing by weight 70% or more of petroleum oils or oils from bituminous minerals; not light oils and preparations	612
Vessels; n.e.c. in heading no. 8901, for the transport of goods and other vessels for the transport of both persons and goods	469
Fertilizers, mineral or chemical; nitrogenous, urea, whether or not in aqueous solution	410
Petroleum gases and other gaseous hydrocarbons; liquefied, natural gas	409
Petroleum oils and oils from bituminous minerals, not containing biodiesel, not crude, not waste oils; preparations n.e.c, containing by weight 70% or more of petroleum oils or oils from bituminous minerals; light oils and preparations	358
Fertilizers, mineral or chemical; nitrogenous, mixtures of urea and ammonium nitrate in aqueous or ammoniacal solution	316
Amino-resins; urea and thiourea resins, in primary forms	212
Heterocyclic compounds; containing an unfused triazine ring (whether or not hydrogenated) in the structure, melamine	68
Catalysts, supported; reaction initiators, reaction accelerators and catalytic preparations, with precious metal or precious metal compounds as the active substance, n.e.c. or included	47
Sauces and preparations therefor; mixed condiments and mixed seasonings	46
	45
Waters; including mineral and aerated, containing added sugar or other sweetening matter or flavoured	44
Boring or sinking machinery; parts of the machinery of item no. 8430.41 or 8430.41	37
Petroleum gases and other gaseous hydrocarbons; liquefied, propane	37
Turbines; parts of gas turbines (excluding turbo-jets and turbo-propellers)	33
Food preparations; cereal or cereal products (excluding maize), in grain form, pre-cooked or otherwise prepared	31
Petroleum gases and other gaseous hydrocarbons; liquefied, butanes	30
Cigarettes; containing tobacco	28
Ores and concentrates n.e.c. in chapter 26; other than antimony	23
Chemical products, preparations and residual products of the chemical or allied industries, n.e.c. or included in heading no. 3824	20
Non-alcoholic beverages; n.e.c. in item no. 2202.10, not including fruit or vegetable juices of heading no. 2009	20
Glass; carboys, bottles, flasks, jars, pots, phials and other containers of glass, (not ampoules), used for the conveyance or packing of goods	17
Petroleum gases and other gaseous hydrocarbons; liquefied, n.e.c. in heading no. 2711	15
Chocolate and other food preparations containing cocoa; in blocks, slabs or bars, filled, weighing 2kg or less	15
Tissue, towel, napkin stock or similar; for household or sanitary use, cellulose, wadding webs of cellulose fibres, in rolls exceeding 36cm in width or rectangular sheets with one side more than 36cm in unfolded state	14
Ferrous waste and scrap; of alloy steel (excluding stainless)	14
Cement; portland, other than white, whether or not artificially coloured	14
Paper articles; toilet paper	13
Tugs and pusher craft	13
Insulated electric conductors; for a voltage not exceeding 1000 volts, not fitted with connectors	13

DESCRIPTION	VALUES
Food preparations; sweet biscuits, whether or not containing cocoa	12
Food preparations; bakers' wares n.e.c. in heading no. 1605, whether or not containing cocoa; communion wafers, empty cachets suitable for pharmaceutical use, sealing wafers, rice papers and similar products	12
Food preparations; obtained by the swelling or roasting of cereals or cereal products	10
Iron or steel; structures and parts thereof, n.e.c. in heading 7308	9
Ferrous waste and scrap; of tinned iron or steel	9
Plastics; tubes, pipes and hoses thereof, rigid, of polymers of ethylene	8
Sauces; tomato ketchup and other tomato sauces	7
TOTAL	8459