

# REVIEW OF MERCHANDISE TRADE

2022 - Quarter 1

Table 1: Merchandise Trade in \$TT MN

Trade	January	February	March
Import	3207	2949	3195
Exports	7462	5157	8371
Value of Foreign Exports	350	881	883
Balance of Trade	4605	3088	6059

From the table above, Imports of merchandise trade into the Republic of Trinidad and Tobago (ROTT) decreased by 8.04% from January - February, and increased by 8.34% from February - March. Exports decreased by 30.89% from January - February, and increased by 62.32% from February - March. Foreign exports significantly increased by 151.71% from January - February, and slightly increased by 0.23% from February - March. Balance of trade was mostly favorable, since it decreased by 32.94% (January - February), and increased by 96.21% (February - March).

Table 2: % Contribution of Major Sections to Total Trade

	Imports for January	Exports for January	Imports for February	Exports for February	Imports for March	Exports for March
Machinery and transport equipment (Section 7)	33.1%	29.4%	35.45%	12.12%	25.82%	4.37%
Manufactured goods classified chiefly by material (Section 6)	16.58%	8.07%	15.94%	5.2%	16.51%	4.79%
Food and live Animals (Section 0)	16.16%	2.16%	12.9%	1.74%	20.75%	1.62%
Chemicals and related products, n.e.s. (Section 5)	13.03%	38.53%	14.65%	31.11%	17.7%	24.58%
Mineral fuels, lubricants and related materials (Section 3)	0.61%	17.35%	0.54%	47.07%	0.63%	56.52%

The three (3) largest sections to contribute to total imports from January - March:

- Machinery and transport equipment (Section 7) - 33.1%, 35.45% and 25.82% respectively;
- Manufactured goods classified chiefly by material (Section 6) - 16.58%, 15.94% and 16.51% respectively;
- Food and live Animals (Section 0) - 16.16%, 12.9% and 20.75% respectively.

The three (3) largest sections to contribute to total exports from January - March:

- Chemicals and related products, n.e.s. (Section 5) - 38.53%, 31.11% and 24.58% respectively;
- Machinery and transport equipment (Section 7) - 29.4%, 12.12% and 4.37% respectively;
- Mineral fuels, lubricants and related materials (Section 3) - 17.35%, 47.07% and 56.52% respectively.

## VALUE OF IMPORTS OF FOOD AND BEVERAGES JANUARY - MARCH

Food and Beverages decreased by \$135.55 TT Mn (24.75%) from January - February, and increased by \$281.89 TT Mn (68.4%) from February - March. The largest contributors to these changes were:

Table 3: Contribution to Change in \$TT MN

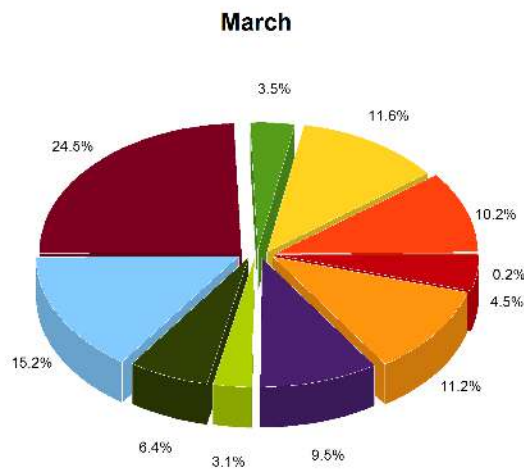
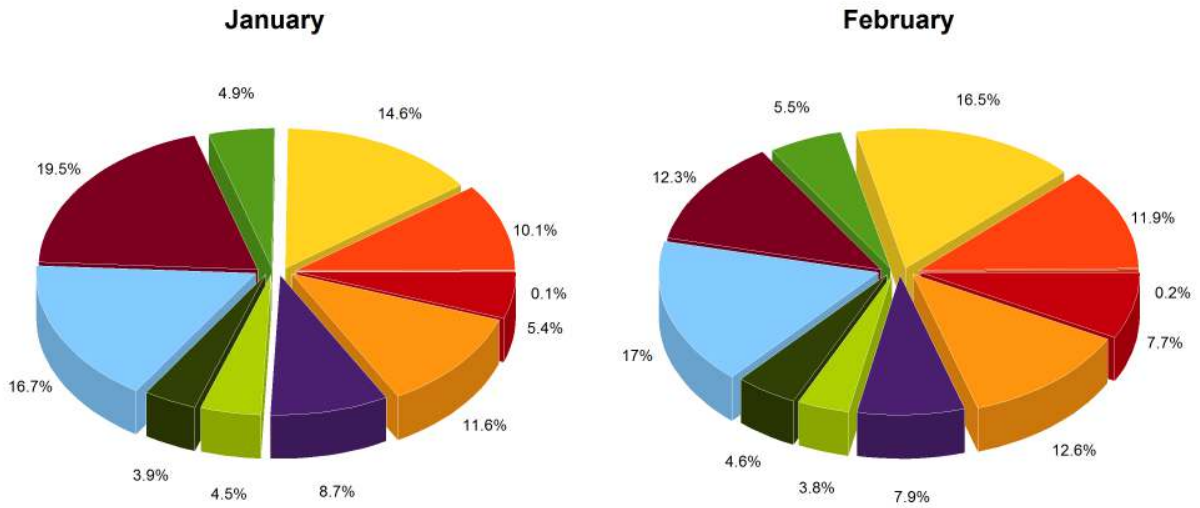
Top Divisions for January - February	Contribution to change in \$TT Mn	Top Divisions for February - March	Contribution to change in \$TT Mn
Cereals and cereal preparations	\$56.26	Cereals and cereal preparations	\$119.33
Vegetables and fruit	\$21.28	Vegetables and fruit	\$35.14
Feeding stuff for animals (not including unmilled cereals)	\$15.2	Feeding stuff for animals (not including unmilled cereals)	\$33.28

The three (3) largest Divisions that contributed heavily to total imports of Food and Beverages were:

Table 4: Contribution to Change in \$TT MN

Top Divisions	% Contribution to Food and Beverage Imports for January	% Contribution to Food and Beverage Imports for February	% Contribution to Food and Beverage Imports for March
Cereals and cereal preparations	19.52%	12.3%	24.5%
Vegetables and fruit	16.7%	17.03%	15.18%
Dairy products and birds' eggs	14.62%	16.52%	11.65%

# Contribution of Food and Beverages Divisions to Total Imports of Food and Beverages for the Period January to March



- Live animals other than animals of division 03
- Meat and meat preparations
- Dairy products and birds' eggs
- Fish (not marine mammals, crustaceans, molluscs and aquatic invertebrates, and preparations thereof)
- Cereals and cereal preparations
- Vegetables and fruit
- Sugars, sugar preparations and honey
- Coffee, tea, cocoa, spices, and manufactures thereof
- Feeding stuff for animals (not including unmilled cereals)
- Miscellaneous Food Preparations
- Beverages

# VALUE OF EXPORTS FOR OIL, GAS & PETROCHEMICALS

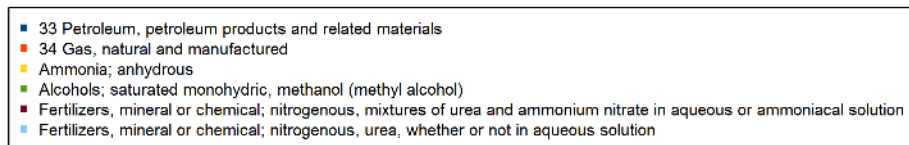
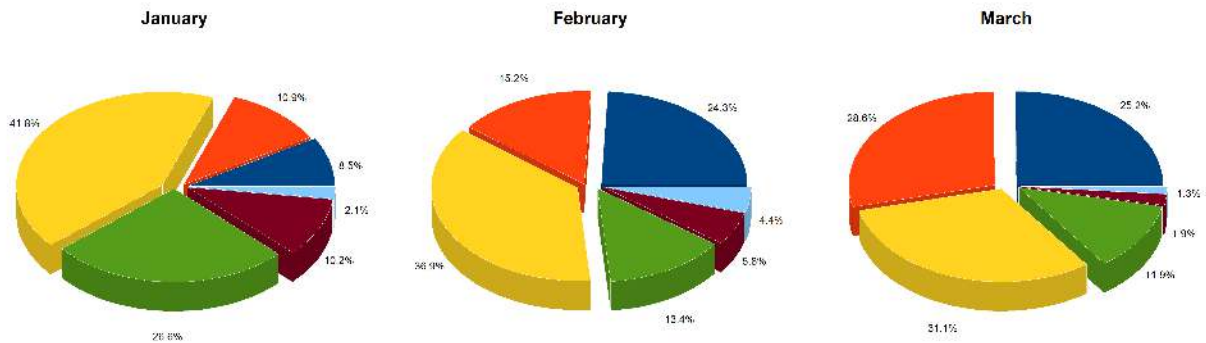
The ROTT key export of oil, gas and petro-chemicals aggregated to:

- \$6771.51 TT Mn for January
- \$5020.68 TT Mn for February
- \$8002.48 TT Mn for March

This amounted to a decrease of \$1750.83 TT Mn (25.86%) from January to February, and an increase of \$2981.8 TT Mn (59.39%) from February to March.

The three (3) largest contributors to the changes during the January to February period were \$1115.18 TT Mn from the sale of Alcohols; saturated monohydric, methanol (methyl alcohol), \$962.11 TT Mn from the sale of Ammonia; anhydrous and \$397.66 TT Mn from the sale of Alcohols; saturated monohydric, methanol (methyl alcohol).

The three (3) largest contributors to the changes during the February to March period were \$1518.35 TT Mn from the sale of 34 Gas, natural and manufactured, \$790.53 TT Mn from the sale of 33 Petroleum, petroleum products and related materials and \$633.28 TT Mn from the sale of 34 Gas, natural and manufactured.



# TRADE WITH CARICOM

## IMPORTS

The ROTT imported from CARICOM \$43.66 TT Mn for the period January, \$47.44 TT Mn for the period February and \$63.78 TT Mn for March. This represents 1.36%, 1.48% and 1.99% of total imports respectively. Trinidad and Tobago's main CARICOM Trading partners were:

In January:

- GUYANA, \$12.11 TT Mn (27.73%);
- BARBADOS, \$9.38 TT Mn (21.49%); and
- ST. LUCIA, \$7.44 TT Mn (17.05%);

In February:

- GUYANA, \$12.11 TT Mn (27.73%);
- BARBADOS, \$9.38 TT Mn (21.49%); and
- JAMAICA, \$7.15 TT Mn (16.39%);

In March:

- BARBADOS, \$9.38 TT Mn (21.49%);
- GUYANA, \$12.11 TT Mn (27.73%); and
- JAMAICA, \$7.15 TT Mn (16.39%);

## EXPORTS

Trinidad and Tobago exported to CARICOM countries, for January, \$367.99 TT Mn, or 4.71% of January's total exports. For February it exported \$958.88 TT Mn, or 15.88% of February's total exports and \$900.73 TT Mn or 9.73% of total exports for March. Its main CARICOM Trading partners were:

In January:

- GUYANA, \$96.14 TT Mn (26.13%);
- JAMAICA, \$95.4 TT Mn (25.92%); and
- BARBADOS, \$45.51 TT Mn (12.37%);

In February:

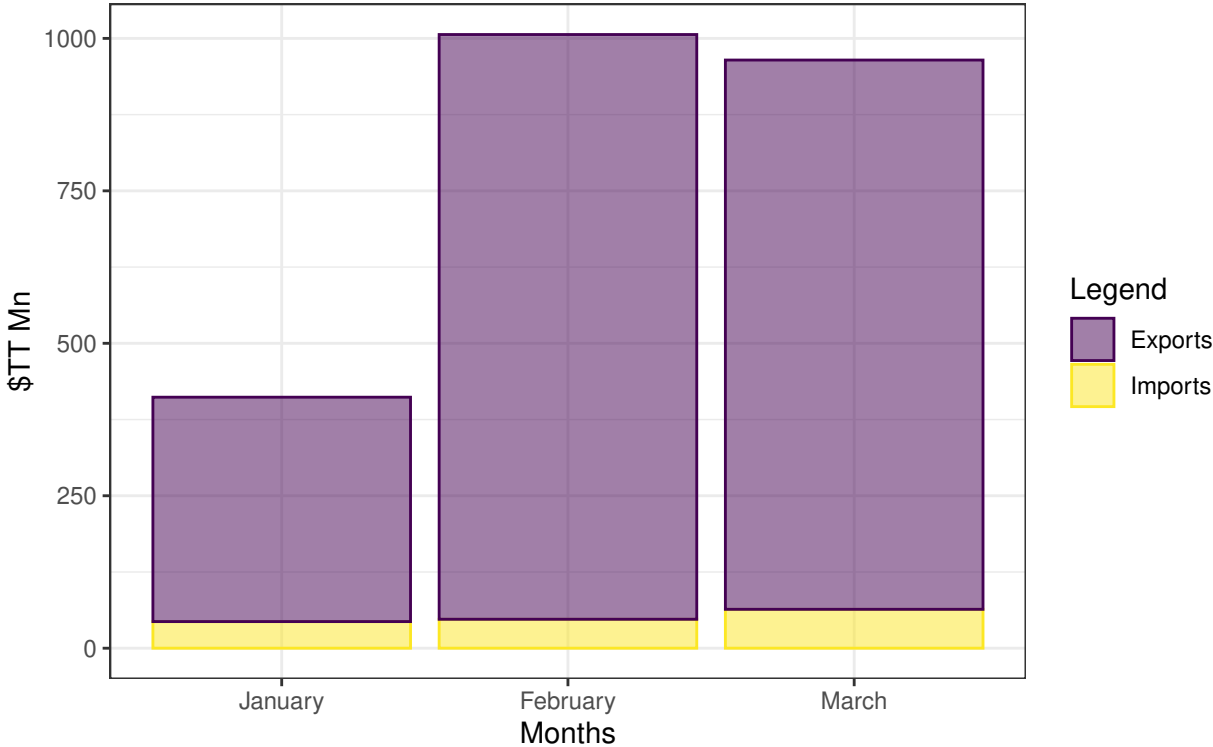
- GUYANA, \$96.14 TT Mn (26.13%);
- SURINAME, \$33.29 TT Mn (9.05%); and
- JAMAICA, \$95.4 TT Mn (25.92%);

In March:

- GUYANA, \$96.14 TT Mn (26.13%);
- JAMAICA, \$95.4 TT Mn (25.92%); and
- SURINAME, \$33.29 TT Mn (9.05%);

## Imports and Exports with Caricom Countries

For the Period January to March



## IMPORTS AND EXPORTS BY COUNTRY

The three main trading partners which the ROTT imported from:

In January:

- U. S. A., \$1400.71 TT Mn or 43.3% of total imports;
- CHINA, \$394.84 TT Mn or 12.21% of total imports; and
- BRAZIL, \$165.93 TT Mn or 5.13% of total imports.

In February:

- U. S. A., \$1400.71 TT Mn or 43.3% of total imports;
- CHINA, \$394.84 TT Mn or 12.21% of total imports; and
- BRAZIL, \$165.93 TT Mn or 5.13% of total imports.

In March:

- U. S. A., \$1400.71 TT Mn or 43.3% of total imports;
- CHINA, \$394.84 TT Mn or 12.21% of total imports; and
- CANADA, \$70.97 TT Mn or 2.19% of total imports.

The three main trading partners which the ROTT exported from:

In January:

- U. S. A., \$3511.15 TT Mn or 44.94% of total imports;
- BRAZIL, \$709.12 TT Mn or 9.08% of total imports; and
- MOROCCO, \$437.11 TT Mn or 5.59% of total imports.

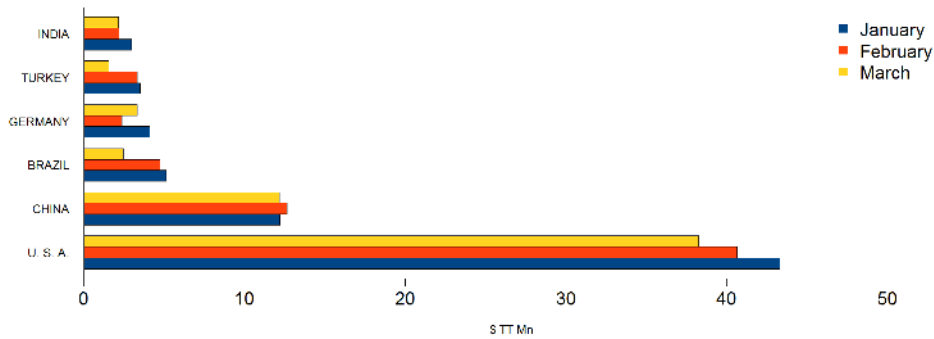
In February:

- U. S. A., \$3511.15 TT Mn or 44.94% of total imports;
- MOROCCO, \$437.11 TT Mn or 5.59% of total imports; and
- MEXICO, \$344.89 TT Mn or 4.41% of total imports.

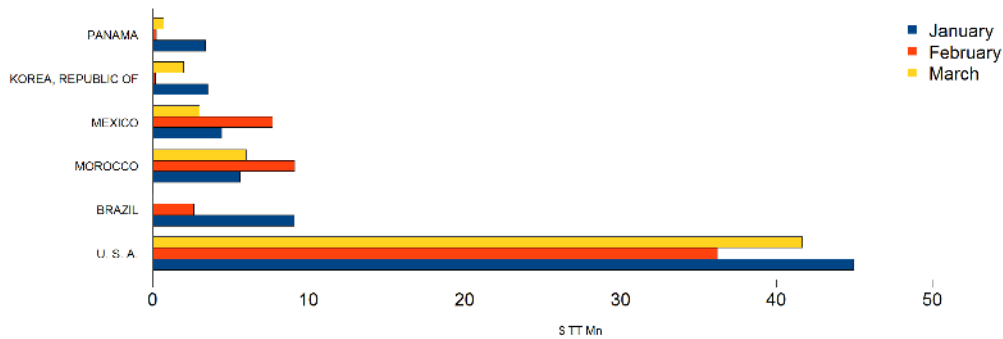
In March:

- U. S. A., \$3511.15 TT Mn or 44.94% of total imports;
- ITALY, \$28.08 TT Mn or 0.36% of total imports; and
- MOROCCO, \$437.11 TT Mn or 5.59% of total imports.

**Percentage Contribution of Six (6) Major Import Partners to Total Imports**



**Percentage Contribution of Six (6) Major Export Partners to Total Exports**



## IMPORTS AND EXPORTS BY PRODUCT

The three main products which the ROTT imported:

In January:

- Aeroplanes and other aircraft; of an unladen weight exceeding 15,000kg, \$380.16 TT Mn or 12.74% of total imports;

- Iron ores and concentrates; agglomerated (excluding roasted iron pyrites), \$234.3 TT Mn or 7.85% of total imports; and
- Steel, alloy; bars and rods, hot-rolled, hot-drawn or extruded, \$51.99 TT Mn or 1.74% of total imports.

In February:

- Aeroplanes and other aircraft; of an unladen weight exceeding 15,000kg, \$380.16 TT Mn or 12.74% of total imports;
- Iron ores and concentrates; agglomerated (excluding roasted iron pyrites), \$234.3 TT Mn or 7.85% of total imports; and
- Medicaments; consisting of mixed or unmixed products n.e.c. in heading no. 3004, for therapeutic or prophylactic uses, packaged for retail sale, \$45.76 TT Mn or 1.53% of total imports.

In March:

- Iron ores and concentrates; agglomerated (excluding roasted iron pyrites), \$234.3 TT Mn or 7.85% of total imports;
- Vessels; n.e.c. in heading no. 8901, for the transport of goods and other vessels for the transport of both persons and goods, \$0 TT Mn or 0% of total imports; and
- Medicaments; consisting of mixed or unmixed products n.e.c. in heading no. 3004, for therapeutic or prophylactic uses, packaged for retail sale, \$45.76 TT Mn or 1.53% of total imports.

The three main products which the ROTT exported to:

In January:

- Ammonia; anhydrous, \$2800.94 TT Mn or 35.91% of total imports;
- Alcohols; saturated monohydric, methanol (methyl alcohol), \$1782.7 TT Mn or 22.85% of total imports; and
- Petroleum gases and other gaseous hydrocarbons; liquefied, natural gas, \$717.07 TT Mn or 9.19% of total imports.

In February:

- Ammonia; anhydrous, \$2800.94 TT Mn or 35.91% of total imports;
- Alcohols; saturated monohydric, methanol (methyl alcohol), \$1782.7 TT Mn or 22.85% of total imports; and
- Petroleum gases and other gaseous hydrocarbons; liquefied, natural gas, \$717.07 TT Mn or 9.19% of total imports.

In March:

- Ammonia; anhydrous, \$2800.94 TT Mn or 35.91% of total imports;
- Petroleum gases and other gaseous hydrocarbons; liquefied, natural gas, \$717.07 TT Mn or 9.19% of total imports; and
- Oils; petroleum oils and oils obtained from bituminous minerals, crude, \$501.54 TT Mn or 6.43% of total imports.



Top Exports by Product  
For the Period January to March


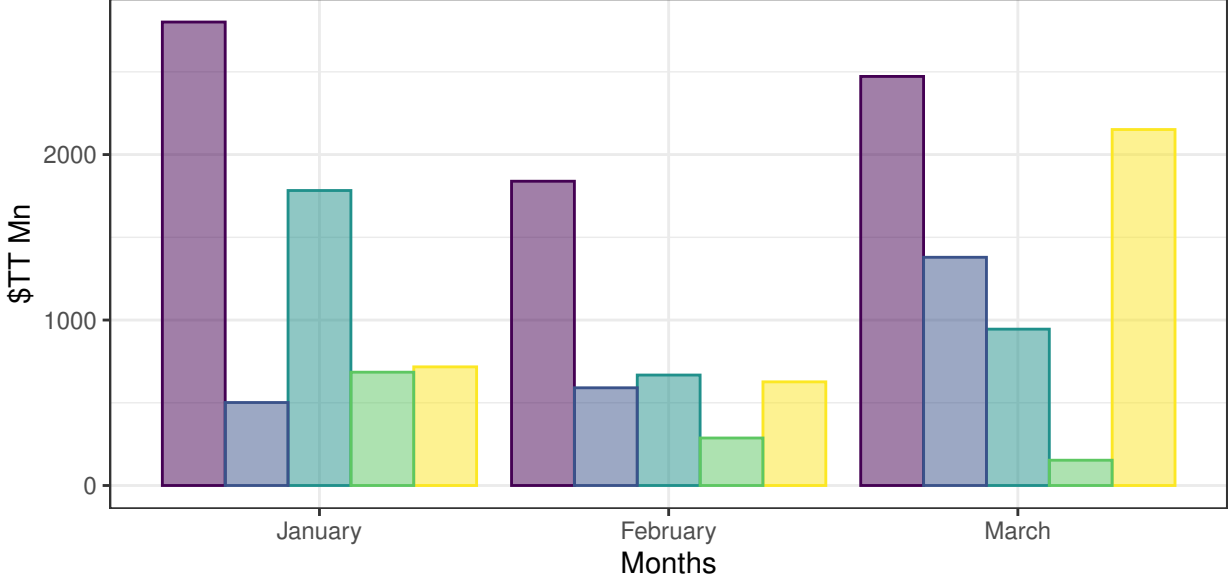


Table 5: Imports for the Period in \$TT MN

	January	February	March
Food and live Animals (Section 0)	518.3	380.5	663.0
Beverages and tobacco (Section 1)	38.4	35.7	39.0
Crude materials, inedible, except fuels (Section 2)	270.9	250.4	204.2
Mineral fuels, lubricants and related materials (Section 3)	19.6	16.1	20.0
Animal and vegetable oils, fats and waxes (Section 4)	39.4	40.7	59.0
Chemicals and related products, n.e.s. (Section 5)	418.0	432.0	565.7
Manufactured goods classified chiefly by material (Section 6)	531.5	470.3	527.4
Machinery and transport equipment (Section 7)	1061.3	1045.7	824.9
Miscellaneous manufactured articles (Section 8)	306.3	275.1	289.3
Commodities and transactions not classified elsewhere (Section 9)	2.9	3.1	2.9
<b>TOTAL</b>	<b>3206.7</b>	<b>2949.5</b>	<b>3195.4</b>

Table 6: Domestic Exports for the Period in \$TT MN

	January	February	March
Food and live Animals (Section 0)	151	132.6	181.0
Beverages and tobacco (Section 1)	88	94.7	93.8
Crude materials, inedible, except fuels (Section 2)	28	48.1	56.8
Mineral fuels, lubricants and related materials (Section 3)	1235	1369.0	3661.4
Animal and vegetable oils, fats and waxes (Section 4)	3	1.7	2.7
Chemicals and related products, n.e.s. (Section 5)	5510	3096.6	3781.9
Manufactured goods classified chiefly by material (Section 6)	347	345.6	497.6
Machinery and transport equipment (Section 7)	29	20.7	27.7
Miscellaneous manufactured articles (Section 8)	44	25.8	37.8
Commodities and transactions not classified elsewhere (Section 9)	27	22.2	30.6
<b>TOTAL</b>	<b>7462</b>	<b>5157.1</b>	<b>8371.3</b>

Table 7: Total Exports for the Period in \$TT MN

	January	February	March
Food and live Animals (Section 0)	79.6	70	95.3
Beverages and tobacco (Section 1)	44.5	48	47.2
Crude materials, inedible, except fuels (Section 2)	14.6	24	80.3
Mineral fuels, lubricants and related materials (Section 3)	649.4	982	2136.5
Animal and vegetable oils, fats and waxes (Section 4)	1.5	1	1.4
Chemicals and related products, n.e.s. (Section 5)	2760.5	1558	1908.6
Manufactured goods classified chiefly by material (Section 6)	193.6	189	264.8
Machinery and transport equipment (Section 7)	116.7	115	51.0
Miscellaneous manufactured articles (Section 8)	31.9	19	26.4
Commodities and transactions not classified elsewhere (Section 9)	13.9	12	15.5
<b>TOTAL</b>	<b>3906.0</b>	<b>3019</b>	<b>4627.0</b>

Table 8: Contribution of Food and Beverage for Imports

	January	February	March
Live animals other than animals of division 03	0.38	0.98	1.3
Meat and meat preparations	55.33	48.85	71.1
Dairy products and birds' eggs	80.06	68.08	80.8
Fish (not marine mammals), crustaceans, molluscs and aquatic invertebrates, and preparations thereof	26.65	22.57	24.6
Cereals and cereal preparations	106.93	50.67	170.0
Vegetables and fruit	91.46	70.19	105.3
Sugars, sugar preparations and honey	21.50	18.91	44.7
Coffee, tea, cocoa, spices, and manufactures thereof	24.54	15.78	21.6
Feeding stuff for animals (not including unmilled cereals)	47.91	32.70	66.0
Micellaneous Food Preparations	63.57	51.73	77.7
Beverages	29.34	31.67	31.0
TOTAL	547.68	412.13	694.0

Table 9: Contribution of Oil, Gas and Chemical Exports

	January	February	March
33 Petroleum, petroleum products and related materials	569	1209	1999
34 Gas, natural and manufactured	730	756	2274
Ammonia; anhydrous	2801	1839	2472
Alcohols; saturated monohydric, methanol (methyl alcohol)	1783	668	945
Fertilizers, mineral or chemical; nitrogenous, mixtures of urea and ammonium nitrate in aqueous or ammoniacal solution	685	287	153
Fertilizers, mineral or chemical; nitrogenous, urea, whether or not in aqueous solution	140	220	102
Heterocyclic compounds; containing an unfused triazine ring (whether or not hydrogenated) in the structure, melamine	64	43	57
TOTAL	6772	5021	8002

Table 10: Import Value of Trade with Caricom Countries

COUNTRY	January	February	March
ANTIGUA AND BARBUDA	0	0	0
BARBADOS	9	12	17
BAHAMAS	0	0	0
BELIZE	2	3	8
DOMINICA	0	1	1
GRENADA	0	0	0
GUYANA	12	12	16
HAITI	0	0	0
JAMAICA	7	11	11
ST. KITTS AND NEVIS	1	0	1
ST. LUCIA	7	6	3
MONTSERRAT	0	0	0
SURINAME	3	2	5
ST. VINCENT AND THE GRENADINES	1	0	1
TOTAL	42	47	63

Table 11: Export Value of Trade with Caricom Countries

COUNTRY	January	February	March
ANTIGUA AND BARBUDA	16	13	18
BARBADOS	46	47	59
BAHAMAS	1	5	4
BELIZE	3	37	6
DOMINICA	5	11	21
GRENADA	26	39	59
GUYANA	96	462	428
HAITI	0	2	4
JAMAICA	95	94	101
ST. KITTS AND NEVIS	6	55	25
ST. LUCIA	22	60	43
MONTSERRAT	1	6	3
SURINAME	33	101	93
ST. VINCENT AND THE GRENADINES	18	27	35
TOTAL	368	959	899

Table 12: Import Value of Trade with Top 30 Countries During January

COUNTRY	VALUE
U. S. A.	1401
CHINA	395
BRAZIL	166
GERMANY	133
TURKEY	113
INDIA	96
UNITED KINGDOM	88
CANADA	71
MEXICO	69
THAILAND	53
JAPAN	38
NEW ZEALAND	35
NETHERLANDS	35
ITALY	32
FRANCE	31
COLOMBIA	29
COSTA RICA	28
TAIWAN	25
MALAYSIA	24
DOMINICAN REP.	24
INDONESIA	22
SPAIN	19
GREECE	18
KOREA, REPUBLIC OF	17
SWITZERLAND	17
BELGIUM	16
PERU	15
AUSTRALIA	14
GUATEMALA	13
GUYANA	12
TOTAL	3049

Table 13: Export Value of Trade with Top 30 Countries During January

COUNTRY	VALUE
U. S. A.	3511
BRAZIL	709
MOROCCO	437
MEXICO	345
KOREA, REPUBLIC OF	276
PANAMA	264
BELGIUM	246
FRANCE	170
SPAIN	169
COLOMBIA	168
CHILE	166
GERMANY	153
CANADA	153
NETHERLANDS	107
UNITED KINGDOM	102
GUYANA	96
JAMAICA	95
STORES AND BUNKERS	71
PORTUGAL	67
CHINA	62
BARBADOS	46
CUBA	35
SURINAME	33
SWEDEN	31
JAPAN	31
ITALY	28
GRENADA	26
ST. LUCIA	22
PERU	21
DOMINICAN REP.	20
PUERTO RICO	19
TOTAL	7679

Table 14: Import Value of Trade with Top 30 Countries During February

COUNTRY	VALUE
U. S. A.	1209
CHINA	376
BRAZIL	141
TURKEY	99
THAILAND	84
UNITED KINGDOM	73
GERMANY	71
INDIA	65
KOREA, REPUBLIC OF	60
MEXICO	60
CANADA	54
JAPAN	41
BELGIUM	39
FRANCE	36
ITALY	35
NETHERLANDS	32
MALAYSIA	29
DOMINICAN REP.	28
COLOMBIA	26
TAIWAN	24
COSTA RICA	24
SPAIN	23
MOROCCO	21
NEW ZEALAND	21
IRELAND	16
GUATEMALA	15
CHILE	15
VIET NAM	15
GUYANA	12
SWITZERLAND	12
TOTAL	2756

Table 15: Export Value of Trade with Top 30 Countries During February

COUNTRY	VALUE
U. S. A.	2187
MOROCCO	550
MEXICO	465
GUYANA	462
FRANCE	351
BELGIUM	351
CHILE	174
BRAZIL	158
PUERTO RICO	131
NORWAY	123
SURINAME	101
JAMAICA	94
TAIWAN	89
ST. LUCIA	60
ST. KITTS AND NEVIS	55
CANADA	54
BARBADOS	47
JAPAN	43
BRITISH VIRGIN ISLANDS	40
GRENADA	39
BELIZE	37
NETHERLANDS	32
COLOMBIA	32
ST. VINCENT AND THE GRENADINES	27
SOUTH AFRICA	25
DENMARK	22
STORES AND BUNKERS	21
SENEGAL	18
MARTINIQUE	18
DOMINICAN REP.	15
ANGUILLA	14
TOTAL	5835



Table 16: Import Value of Trade with Top 30 Countries During March

COUNTRY	VALUE
U. S. A.	1236
CHINA	394
CANADA	166
UNITED KINGDOM	119
GERMANY	107
NORWAY	88
BRAZIL	80
MEXICO	79
INDIA	70
COLOMBIA	63
THAILAND	60
JAPAN	54
KOREA, REPUBLIC OF	54
TURKEY	51
NETHERLANDS	37
FRANCE	36
ITALY	34
COSTA RICA	32
NEW ZEALAND	29
DOMINICAN REP.	27
BELGIUM	26
MALAYSIA	23
INDONESIA	22
CHILE	21
IRELAND	20
PANAMA	19
CZECH REPUBLIC	17
BARBADOS	17
SPAIN	16
TAIWAN	16
TOTAL	3013

Table 17: Export Value of Trade with Top 30 Countries During March

COUNTRY	VALUE
U. S. A.	3855
ITALY	647
MOROCCO	556
BELGIUM	508
PUERTO RICO	451
GUYANA	428
FRANCE	289
MEXICO	278
CHINA	231
NETHERLANDS	224
GERMANY	207
KOREA, REPUBLIC OF	185
STORES AND BUNKERS	121
DOMINICAN REP.	108
INDIA	103
JAMAICA	101
SURINAME	93
BULGARIA	73
PANAMA	64
GRENADA	59
BARBADOS	59
COLOMBIA	56
THAILAND	53
PORTUGAL	49
SPAIN	49
ST. LUCIA	43
CANADA	35
ST. VINCENT AND THE GRENADINES	35
TURKEY	32
ST. KITTS AND NEVIS	25
UNITED KINGDOM	23
TOTAL	9040

Table 18: Import Value of Top 30 Products during January

DESCRIPTION	VALUES
Aeroplanes and other aircraft; of an unladen weight exceeding 15,000kg	380
Iron ores and concentrates; agglomerated (excluding roasted iron pyrites)	234
Steel, alloy; bars and rods, hot-rolled, hot-drawn or extruded	52
Medicaments; consisting of mixed or unmixed products n.e.c. in heading no. 3004, for therapeutic or prophylactic uses, packaged for retail sale	46
Electric generating sets; (excluding those with spark-ignition or compression-ignition internal combustion piston engines), other than wind powered	44
Food preparations; n.e.c. in item no. 2106.10	42
Metal; catalysts in the form of wire cloth or grill, of platinum	34
Reaction initiators, reaction accelerators and catalytic preparations, unsupported, n.e.c. or included	33
Vehicles; spark-ignition internal combustion reciprocating piston engine, cylinder capacity exceeding 1500cc but not exceeding 3000cc	31
Dairy produce; cheese (not grated, powdered or processed), n.e.c. in heading no. 0406	30
Vehicles; spark-ignition internal combustion reciprocating piston engine, cylinder capacity exceeding 1000cc but not exceeding 1500cc	29
Cereals; maize (corn), other than seed	28
Dog or cat food; (not put up for retail sale), used in animal feeding	25
Reagents; diagnostic or laboratory reagents on a backing and prepared diagnostic or laboratory reagents whether or not on a backing, other than those of heading no. 3002 or 3006; certified reference material	23
Turbines; parts of gas turbines (excluding turbo-jets and turbo-propellers)	20
Ceramic flags and pavings; glazed	19
Wood, coniferous; sawn or chipped lengthwise, sliced or peeled, whether or not planed, sanded or end-jointed, of a thickness exceeding 6mm	19
Metal; precious or metal clad with precious metal, other than that of item no. 7115.10	19
Taps, cocks, valves and similar appliances; for pipes, boiler shells, tanks, vats or the like, including thermostatically controlled valves	19
Tissue, towel, napkin stock or similar; for household or sanitary use, cellulose, wadding webs of cellulose fibres, in rolls exceeding 36cm in width or rectangular sheets with one side more than 36cm in unfolded state	18
Air conditioning machines; with motor driven fan and elements for temperature control, parts thereof	17
Vehicles; compression-ignition internal combustion piston engine (diesel or semi-diesel), for transport of goods, (of a gvwt not exceeding 5 tonnes), n.e.c. in item no 8704.1	17
Vegetable oils; soya-bean oil and its fractions, other than crude, whether or not refined, but not chemically modified	16
Oil-cake and other solid residues; whether or not ground or in the form of pellets, resulting from the extraction of soya-bean oil	16
Automatic data processing machines; portable, weighing not more than 10kg, consisting of at least a central processing unit, a keyboard and a display	16
Petroleum oils and oils from bituminous minerals, not containing biodiesel, not crude, not waste oils; preparations n.e.c, containing by weight 70% or more of petroleum oils or oils from bituminous minerals; not light oils and preparations	15
Iron or non-alloy steel; flat-rolled, width less than 600mm, plated or coated with zinc (not electrolytically)	15
Boring or sinking machinery; parts of the machinery of item no. 8430.41 or 8430.41	15
Iron or non-alloy steel; (not in coils), flat-rolled, of a width 600mm or more, hot-rolled, with patterns in relief	14
Sugars; sucrose, chemically pure, in solid form, not containing added flavouring or colouring matter	14
Steel, alloy; bars and rods, hot-rolled, in irregularly wound coils, n.e.c. in heading no. 7227	14
Heat exchange units; not used for domestic purposes	14

DESCRIPTION	VALUES
Washing and cleaning preparations; surface-active, whether or not containing soap (excluding those of heading no. 3401), put up for retail sale	13
Catalysts, supported; reaction initiators, reaction accelerators and catalytic preparations, with an active substance other than nickel or precious metals or their compounds, n.e.c. or included	13
Machines and mechanical appliances; having individual functions, n.e.c. or included in this chapter	12
Iron or non-alloy steel; flat-rolled, width 600mm or more, (not corrugated), plated or coated with zinc (not electrolytically)	12
Poly(ethylene terephthalate); in primary forms	12
Rubber; new pneumatic tyres, of a kind used on motor cars (including station wagons and racing cars)	12
Meat and edible offal; of fowls of the species Gallus domesticus, cuts and offal, frozen	12
Mechanical shovels, excavators and shovel loaders; with a 360 degree revolving super structure	11
Iron or steel; structures and parts thereof, n.e.c. in heading 7308	11
<b>TOTAL</b>	<b>1436</b>

Table 19: Export Value of Top 30 Products during January

DESCRIPTION	VALUES
Ammonia; anhydrous	2801
Alcohols; saturated monohydric, methanol (methyl alcohol)	1783
Petroleum gases and other gaseous hydrocarbons; liquefied, natural gas	717
Fertilizers, mineral or chemical; nitrogenous, mixtures of urea and ammonium nitrate in aqueous or ammoniacal solution	685
Oils; petroleum oils and oils obtained from bituminous minerals, crude	502
Ferrous products; obtained by direct reduction of iron ore, in lumps, pellets or similar forms	283
Boring or sinking machinery; parts of the machinery of item no. 8430.41 or 8430.41	160
Fertilizers, mineral or chemical; nitrogenous, urea, whether or not in aqueous solution	140
Petroleum oils and oils from bituminous minerals, not containing biodiesel, not crude, not waste oils; preparations n.e.c, containing by weight 70% or more of petroleum oils or oils from bituminous minerals; not light oils and preparations	67
Heterocyclic compounds; containing an unfused triazine ring (whether or not hydrogenated) in the structure, melamine	64
Waters; including mineral and aerated, containing added sugar or other sweetening matter or flavoured	45
	25
Food preparations; cereal or cereal products (excluding maize), in grain form, pre-cooked or otherwise prepared	23
Sauces and preparations therefor; mixed condiments and mixed seasonings	22
Non-alcoholic beverages; n.e.c. in item no. 2202.10, not including fruit or vegetable juices of heading no. 2009	21
Glass; carboys, bottles, flasks, jars, pots, phials and other containers of glass, (not ampoules), used for the conveyance or packing of goods	19
Ferrous waste and scrap; of alloy steel (excluding stainless)	16
Chocolate and other food preparations containing cocoa; in blocks, slabs or bars, filled, weighing 2kg or less	16
Jacks and hoists; hydraulic, of a kind used for raising vehicles	14
Tissue, towel, napkin stock or similar; for household or sanitary use, cellulose, wadding webs of cellulose fibres, in rolls exceeding 36cm in width or rectangular sheets with one side more than 36cm in unfolded state	14
Petroleum gases and other gaseous hydrocarbons; liquefied, butanes	11
Iron or steel (excluding cast iron or stainless steel); seamless, casing and tubing, of a kind used in drilling for oil or gas	11
Paper articles; toilet paper	10
Food preparations; sweet biscuits, whether or not containing cocoa	10
Printed matter; in single sheets, whether or not folded	10
Beer; made from malt	10
Insulated electric conductors; for a voltage not exceeding 1000 volts, not fitted with connectors	9
Food preparations; bakers' wares n.e.c. in heading no. 1605, whether or not containing cocoa; communion wafers, empty cachets suitable for pharmaceutical use, sealing wafers, rice papers and similar products	9
Instruments, apparatus for measuring, checking electrical quantities, not meters of heading no. 9028; parts and accessories, for measuring or detecting alpha, beta, gamma, x-ray, cosmic and other radiations	9
Ferrous waste and scrap; of tinned iron or steel	8
Cigarettes; containing tobacco	8
Plastics; carboys, bottles, flasks and similar articles, for the conveyance or packing of goods	7
Food preparations; obtained by the swelling or roasting of cereals or cereal products	7
Washing and cleaning preparations; surface-active, whether or not containing soap (excluding those of heading no. 3401), put up for retail sale	7

DESCRIPTION	VALUES
Pumps and liquid elevators; n.e.c. in heading no. 8413	7
Sauces; tomato ketchup and other tomato sauces	5
Nuts; ground-nuts, whether or not containing added sugar, other sweetening matter or spirit	5
Steel, alloy; bars and rods, hot-rolled, hot-drawn or extruded	5
Paper and paperboard; labels or all kinds, printed	5
Nuts and other seeds; whether or not containing added sugar, other sweetening matter or spirit (excluding ground-nuts except in mixtures)	5
Vegetable preparations; potatoes, prepared or preserved otherwise than by vinegar or acetic acid, not frozen	5
<b>TOTAL</b>	<b>7580</b>

Table 20: Import Value of Top 30 Products during February

DESCRIPTION	VALUES
Aeroplanes and other aircraft; of an unladen weight exceeding 15,000kg	380
Iron ores and concentrates; agglomerated (excluding roasted iron pyrites)	185
Medicaments; consisting of mixed or unmixed products n.e.c. in heading no. 3004, for therapeutic or prophylactic uses, packaged for retail sale	87
Vehicles; compression-ignition internal combustion piston engine (diesel or semi-diesel), for transport of goods, (of a gvwt not exceeding 5 tonnes), n.e.c. in item no 8704.1	60
Steel, alloy; bars and rods, hot-rolled, hot-drawn or extruded	54
Boring or sinking machinery; parts of the machinery of item no. 8430.41 or 8430.41	54
Food preparations; n.e.c. in item no. 2106.10	32
Reagents; diagnostic or laboratory reagents on a backing and prepared diagnostic or laboratory reagents whether or not on a backing, other than those of heading no. 3002 or 3006; certified reference material	29
Vegetable oils; soya-bean oil and its fractions, other than crude, whether or not refined, but not chemically modified	21
Barium sulphate (barytes); natural	20
Instruments, apparatus for measuring, checking electrical quantities, not meters of heading no. 9028; parts and accessories, for measuring or detecting alpha, beta, gamma, x-ray, cosmic and other radiations	20
Iron or steel (excluding cast iron); tubes, pipes and hollow profiles (not seamless), n.e.c. in chapter 73	18
Dog or cat food; (not put up for retail sale), used in animal feeding	18
Vehicles; spark-ignition internal combustion reciprocating piston engine, cylinder capacity exceeding 1000cc but not exceeding 1500cc	18
Taps, cocks, valves and similar appliances; for pipes, boiler shells, tanks, vats or the like, including thermostatically controlled valves	18
Copper; wire, of refined copper, of which the maximum cross-sectional dimension exceeds 6mm	17
Dairy produce; cheese (not grated, powdered or processed), n.e.c. in heading no. 0406	17
Vehicles; spark-ignition internal combustion reciprocating piston engine, cylinder capacity exceeding 1500cc but not exceeding 3000cc	17
Wood, coniferous; sawn or chipped lengthwise, sliced or peeled, whether or not planed, sanded or end-jointed, of a thickness exceeding 6mm	15
Plastics; plates, sheets, film, foil and strip, other than cellular	15
Air conditioning machines; with motor driven fan and elements for temperature control, parts thereof	14
Insulated electric conductors; for a voltage not exceeding 1000 volts, not fitted with connectors	13
Sugars; sucrose, chemically pure, in solid form, not containing added flavouring or colouring matter	13
Dairy produce; milk and cream, concentrated, not containing added sugar or other sweetening matter, in powder, granules or other solid forms, of a fat content exceeding 1.5% (by weight)	12
Vessels; n.e.c. in heading no. 8901, for the transport of goods and other vessels for the transport of both persons and goods	12
Hair preparations; n.e.c. in heading no. 3305	12
Plastics; other articles n.e.c. in chapter 39	11
Ceramic flags and pavings; glazed	11
Meat; of bovine animals, boneless cuts, frozen	11
Vinyl chloride, other halogenated olefin polymers; poly(vinyl chloride), not mixed with any other substances, in primary forms	11
Vehicles; compression-ignition internal combustion piston engine (diesel or semi-diesel), for transport of goods, (of a g.v.w. exceeding 5 tonnes but not exceeding 20 tonnes), n.e.c. in item no 8704.1	11
Petroleum oils and oils from bituminous minerals, not containing biodiesel, not crude, not waste oils; preparations n.e.c. containing by weight 70% or more of petroleum oils or oils from bituminous minerals; not light oils and preparations	11
Plastics; carboys, bottles, flasks and similar articles, for the conveyance or packing of goods	10

DESCRIPTION	VALUES
Plastics; stoppers, lids, caps and other closures, for the conveyance or packing of goods	10
Meat and edible offal; of fowls of the species <i>Gallus domesticus</i> , cuts and offal, frozen	10
Machines and mechanical appliances; having individual functions, n.e.c. or included in this chapter	10
Tissue, towel, napkin stock or similar; for household or sanitary use, cellulose, wadding webs of cellulose fibres, in rolls exceeding 36cm in width or rectangular sheets with one side more than 36cm in unfolded state	10
Automatic data processing machines; portable, weighing not more than 10kg, consisting of at least a central processing unit, a keyboard and a display	9
Cosmetic and toilet preparations; n.e.c. in heading no. 3304, for the care of the skin (excluding medicaments, including sunscreen or sun tan preparations)	9
Cereals; maize (corn), other than seed	9
Washing and cleaning preparations; surface-active, whether or not containing soap (excluding those of heading no. 3401), put up for retail sale	9
<b>TOTAL</b>	<b>1323</b>



Table 21: Export Value of Top 30 Products during February

DESCRIPTION	VALUES
Ammonia; anhydrous	1839
Alcohols; saturated monohydric, methanol (methyl alcohol)	668
Petroleum gases and other gaseous hydrocarbons; liquefied, natural gas	626
Oils; petroleum oils and oils obtained from bituminous minerals, crude	590
Petroleum oils and oils from bituminous minerals, not containing biodiesel, not crude, not waste oils; preparations n.e.c, containing by weight 70% or more of petroleum oils or oils from bituminous minerals; not light oils and preparations	425
Fertilizers, mineral or chemical; nitrogenous, mixtures of urea and ammonium nitrate in aqueous or ammoniacal solution	287
Ferrous products; obtained by direct reduction of iron ore, in lumps, pellets or similar forms	277
Fertilizers, mineral or chemical; nitrogenous, urea, whether or not in aqueous solution	220
Petroleum oils and oils from bituminous minerals, not containing biodiesel, not crude, not waste oils; preparations n.e.c, containing by weight 70% or more of petroleum oils or oils from bituminous minerals; light oils and preparations	192
Machines and mechanical appliances; having individual functions, n.e.c. or included in this chapter	130
Petroleum gases and other gaseous hydrocarbons; liquefied, propane	82
Heterocyclic compounds; containing an unfused triazine ring (whether or not hydrogenated) in the structure, melamine	43
Petroleum gases and other gaseous hydrocarbons; liquefied, butanes	41
Waters; including mineral and aerated, containing added sugar or other sweetening matter or flavoured	40
Boring or sinking machinery; parts of the machinery of item no. 8430.41 or 8430.41	27
Ores and concentrates n.e.c. in chapter 26; other than antimony	22
Cigarettes; containing tobacco	21
Food preparations; cereal or cereal products (excluding maize), in grain form, pre-cooked or otherwise prepared	21
Sauces and preparations therefor; mixed condiments and mixed seasonings	20
Glass; carboys, bottles, flasks, jars, pots, phials and other containers of glass, (not ampoules), used for the conveyance or packing of goods	18
Non-alcoholic beverages; n.e.c. in item no. 2202.10, not including fruit or vegetable juices of heading no. 2009	18
Ferrous waste and scrap; of alloy steel (excluding stainless)	17
Machinery; parts of the machinery of heading no. 8428, (other than lifts, skip hoists or escalators)	11
Cement; portland, other than white, whether or not artificially coloured	11
Paper articles; toilet paper	11
Food preparations; sweet biscuits, whether or not containing cocoa	11
Chocolate and other food preparations containing cocoa; in blocks, slabs or bars, filled, weighing 2kg or less	10
Containers; (including containers for transport of fluids) specially designed and equipped for carriage by one or more modes of transport	10
Tissue, towel, napkin stock or similar; for household or sanitary use, cellulose, wadding webs of cellulose fibres, in rolls exceeding 36cm in width or rectangular sheets with one side more than 36cm in unfolded state	9
Food preparations; bakers' wares n.e.c. in heading no. 1605, whether or not containing cocoa; communion wafers, empty cachets suitable for pharmaceutical use, sealing wafers, rice papers and similar products	8
Food preparations; obtained by the swelling or roasting of cereals or cereal products	7
Insulated electric conductors; for a voltage not exceeding 1000 volts, not fitted with connectors	7
Ferrous waste and scrap; of tinned iron or steel	6

DESCRIPTION	VALUES
Petroleum gases and other gaseous hydrocarbons; liquefied, n.e.c. in heading no. 2711	6
Rum and other spirits obtained by distilling fermented sugar-cane products	6
Plastics; tubes, pipes and hoses thereof, rigid, of polymers of ethylene	5
Washing and cleaning preparations; surface-active, whether or not containing soap (excluding those of heading no. 3401), put up for retail sale	5
Machinery; for filtering or purifying gases, other than intake air filters for internal combustion engines	5
Sauces; tomato ketchup and other tomato sauces	5
Beer; made from malt	5
TOTAL	5782

Table 22: Import Value of Top 30 Products during March

DESCRIPTION	VALUES
Iron ores and concentrates; agglomerated (excluding roasted iron pyrites)	167
Vessels; n.e.c. in heading no. 8901, for the transport of goods and other vessels for the transport of both persons and goods	86
Medicaments; consisting of mixed or unmixed products n.e.c. in heading no. 3004, for therapeutic or prophylactic uses, packaged for retail sale	80
Food preparations; n.e.c. in item no. 2106.10	49
Cereals; maize (corn), other than seed	46
Vehicles; spark-ignition internal combustion reciprocating piston engine, cylinder capacity exceeding 1500cc but not exceeding 3000cc	44
Reaction initiators, reaction accelerators and catalytic preparations, unsupported, n.e.c. or included	43
Vehicles; compression-ignition internal combustion piston engine (diesel or semi-diesel), for transport of goods, (of a gvwt not exceeding 5 tonnes), n.e.c. in item no 8704.1	38
Vehicles; spark-ignition internal combustion reciprocating piston engine, cylinder capacity exceeding 1000cc but not exceeding 1500cc	37
Sugars; sucrose, chemically pure, in solid form, not containing added flavouring or colouring matter	36
Oil-cake and other solid residues; whether or not ground or in the form of pellets, resulting from the extraction of soya-bean oil	34
Boring or sinking machinery; parts of the machinery of item no. 8430.41 or 8430.41	30
Reagents; diagnostic or laboratory reagents on a backing and prepared diagnostic or laboratory reagents whether or not on a backing, other than those of heading no. 3002 or 3006; certified reference material	29
Chemical products, preparations and residual products of the chemical or allied industries, n.e.c. or included in heading no. 3824	28
Vegetable oils; soya-bean oil and its fractions, other than crude, whether or not refined, but not chemically modified	24
Ceramic flags and pavings; glazed	23
Cements, mortars or concretes; their prepared additives	21
Dog or cat food; (not put up for retail sale), used in animal feeding	20
Tissue, towel, napkin stock or similar; for household or sanitary use, cellulose, wadding webs of cellulose fibres, in rolls exceeding 36cm in width or rectangular sheets with one side more than 36cm in unfolded state	17
Plastics; other articles n.e.c. in chapter 39	16
Chain; stud-link chain, of iron or steel	16
Taps, cocks, valves and similar appliances; for pipes, boiler shells, tanks, vats or the like, including thermostatically controlled valves	16
Meat and edible offal; of fowls of the species Gallus domesticus, cuts and offal, frozen	16
Wood, coniferous; sawn or chipped lengthwise, sliced or peeled, whether or not planed, sanded or end-jointed, of a thickness exceeding 6mm	15
Dairy produce; milk and cream, concentrated, not containing added sugar or other sweetening matter, in powder, granules or other solid forms, of a fat content exceeding 1.5% (by weight)	15
Plastics; carboys, bottles, flasks and similar articles, for the conveyance or packing of goods	14
Iron or non-alloy steel; flat-rolled, width 600mm or more, plated or coated with aluminium zinc-alloys	14
Dairy produce; cheese (not grated, powdered or processed), n.e.c. in heading no. 0406	14
Machinery, plant and laboratory equipment; for treating materials by change of temperature, other than for making hot drinks or cooking or heating food	14
Iron or steel (excluding cast iron); tubes, pipes and hollow profiles (not seamless), n.e.c. in chapter 73	14
Aluminium; casks, drums, cans, boxes and the like for any material (not compressed or liquefied gas), 300l capacity or less, whether or not lined or heat-insulated, no mechanical or thermal equipment	13
Taps, cocks, valves and similar appliances; parts thereof	13
Machines and mechanical appliances; having individual functions, n.e.c. or included in this chapter	13

DESCRIPTION	VALUES
Rubber; new pneumatic tyres, of a kind used on motor cars (including station wagons and racing cars)	13
Vaccines; for human medicine	13
Hair preparations; n.e.c. in heading no. 3305	13
Turbines; gas-turbines (excluding turbo-jets and turbo-propellers), of a power exceeding 5000kW	12
Vegetable preparations; potatoes, prepared or preserved otherwise than by vinegar or acetic acid, frozen	12
Vegetable oils; palm oil and its fractions, other than crude, whether or not refined, but not chemically modified	12
Plastics; stoppers, lids, caps and other closures, for the conveyance or packing of goods	11
Automatic data processing machines; portable, weighing not more than 10kg, consisting of at least a central processing unit, a keyboard and a display	11
<b>TOTAL</b>	<b>1152</b>

Table 23: Export Value of Top 30 Products during March

DESCRIPTION	VALUES
Ammonia; anhydrous	2472
Petroleum gases and other gaseous hydrocarbons; liquefied, natural gas	2151
Oils; petroleum oils and oils obtained from bituminous minerals, crude	1379
Alcohols; saturated monohydric, methanol (methyl alcohol)	945
Petroleum oils and oils from bituminous minerals, not containing biodiesel, not crude, not waste oils; preparations n.e.c, containing by weight 70% or more of petroleum oils or oils from bituminous minerals; not light oils and preparations	453
Ferrous products; obtained by direct reduction of iron ore, in lumps, pellets or similar forms	427
Petroleum oils and oils from bituminous minerals, not containing biodiesel, not crude, not waste oils; preparations n.e.c, containing by weight 70% or more of petroleum oils or oils from bituminous minerals; light oils and preparations	167
Fertilizers, mineral or chemical; nitrogenous, mixtures of urea and ammonium nitrate in aqueous or ammoniacal solution	153
Paper or paperboard; waste and scrap, of unbleached kraft paper or paperboard or corrugated paper or paperboard	103
Fertilizers, mineral or chemical; nitrogenous, urea, whether or not in aqueous solution	102
Petroleum gases and other gaseous hydrocarbons; liquefied, butanes	66
Heterocyclic compounds; containing an unfused triazine ring (whether or not hydrogenated) in the structure, melamine	57
Petroleum gases and other gaseous hydrocarbons; liquefied, propane	54
Sauces and preparations therefor; mixed condiments and mixed seasonings	48
Waters; including mineral and aerated, containing added sugar or other sweetening matter or flavoured	36
	28
Food preparations; cereal or cereal products (excluding maize), in grain form, pre-cooked or otherwise prepared	27
Chemical products, preparations and residual products of the chemical or allied industries, n.e.c. or included in heading no. 3824	24
Ores and concentrates n.e.c. in chapter 26; other than antimony	20
Ferrous waste and scrap; of alloy steel (excluding stainless)	18
Non-alcoholic beverages; n.e.c. in item no. 2202.10, not including fruit or vegetable juices of heading no. 2009	18
Cigarettes; containing tobacco	18
Turbines; parts of gas turbines (excluding turbo-jets and turbo-propellers)	15
Chocolate and other food preparations containing cocoa; in blocks, slabs or bars, filled, weighing 2kg or less	15
Boring or sinking machinery; parts of the machinery of item no. 8430.41 or 8430.41	15
Tissue, towel, napkin stock or similar; for household or sanitary use, cellulose, wadding webs of cellulose fibres, in rolls exceeding 36cm in width or rectangular sheets with one side more than 36cm in unfolded state	14
Paper articles; toilet paper	13
Glass; carboys, bottles, flasks, jars, pots, phials and other containers of glass, (not ampoules), used for the conveyance or packing of goods	13
Food preparations; obtained by the swelling or roasting of cereals or cereal products	9
Insulated electric conductors; for a voltage not exceeding 1000 volts, not fitted with connectors	9
Ferrous waste and scrap; of tinned iron or steel	8
Food preparations; sweet biscuits, whether or not containing cocoa	8
Beer; made from malt	7
Vessels; n.e.c. in heading no. 8901, for the transport of goods and other vessels for the transport of both persons and goods	7

DESCRIPTION	VALUES
Rum and other spirits obtained by distilling fermented sugar-cane products	7
Copper; waste and scrap	7
Plastics; tubes, pipes and hoses thereof, rigid, of polymers of ethylene	6
Machines and mechanical appliances; having individual functions, n.e.c. or included in this chapter	6
Washing and cleaning preparations; surface-active, whether or not containing soap (excluding those of heading no. 3401), put up for retail sale	6
Food preparations; bakers' wares n.e.c. in heading no. 1605, whether or not containing cocoa; communion wafers, empty cachets suitable for pharmaceutical use, sealing wafers, rice papers and similar products	6
Plastics; carboys, bottles, flasks and similar articles, for the conveyance or packing of goods	5
TOTAL	8942