

The Government of the Republic of Trinidad and Tobago  
 Ministry of Planning and Development  
 Central Statistical Office

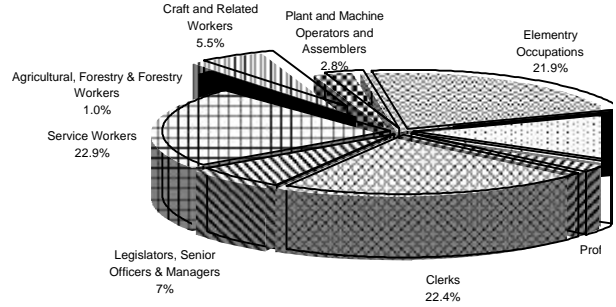
WOMEN

Technicians & Associate Professionals	13.6
Professionals	3.1
Clerks	22.4
Legislators, Senior Officers & Managers	6.6
Service Workers	22.9
Agricultural, Forestry & Forestry Workers	1
Craft and Related Workers	5.5
Plant and Machine Operators and Assemblers	2.8
Elementary Occupations	21.9
Not Stated	0.1

MEN

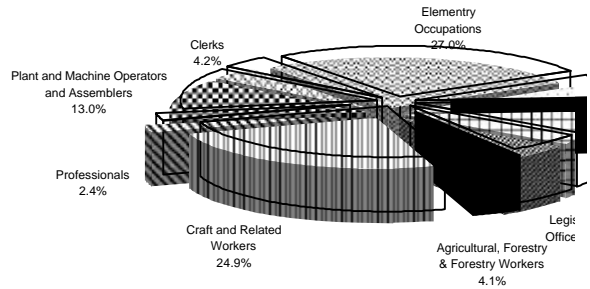
Technicians & Associate Professionals	7.2
Not Stated	0.1
Service Workers	10.8
Legislators, Senior Officers & Managers	6.3
Agricultural, Forestry & Forestry Workers	4.1
Craft and Related Workers	24.9
Professionals	2.4
Plant and Machine Operators and Assemblers	13
Clerks	4.2
Elementary Occupations	27

CHART 2: PERCENTAGE OF ECONOMICALLY ACTIVE BY MAJOR OCCUPATIONAL GROUP 2001



SOURCE: TABLE 4

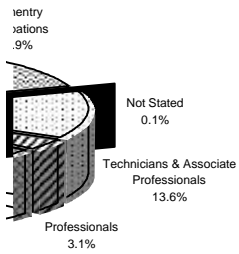
CHART 3: PERCENTAGE OF ECONOMICALLY ACTIVE MAJOR OCCUPATIONAL GROUP 2001



SOURCE: TABLE 4

The Government of the Republic of Trinidad and Tobago  
Ministry of Planning and Development  
Central Statistical Office

**ACTIVE WOMEN  
P 2000**



**ACTIVE MEN BY  
2000**

